



**2017**

**2018-025**

**2018 04**

) (

5

**447930709**

**10**

**0.30**

**0**

**10**

**5**

.....	2
.....	6
.....	9
.....	13
.....	

1\ Ä8²



		)
IDC		IDC (International Data Corporation) Internet Data Center)
ISP		
		2017 1-12

			300311
--	--	--	--------



1

2

	2017	2016	2015	
	409,788.88	-531,315.58	-344,682.98	
	11,425,900.00	12,416,781.16	8,279,700.00	
	405,592.85			
	204,769,743.43	91,390.78	3,010,746.70	
		6,520,828.47	500,000.00	
	21,926,014.76	1,253,073.49	1,670,018.01	
	12,000.00	-23,112.14	210,364.34	
	195,073,010.40	17,267,723.48	9,565,381.37	--

2015		100%	2014	12	31	
64,336.19	,	60,256				
			2014	2015	2016	2017
	80%		2014	2017		31,000
	1.332		60,256.00		80,258.00	20,002
2015			20,002			20,002
			20,002		20,002	
2014	2015	2016	2017			
23,597.32	31,000				20,002	2017
		20,002			20,002	
		20,002			20,002	

1

1

2

NET110

NET110

NET110

3

33

82

( )

2

1 IDC/ISP

IDC/ISP

IDC/ISP

IDC/ISP

2 DNS

DPI

3 /

/

3

1  
2  
3  
4  
1  
2  
3  
4  
5  
1  
2006 3 847.38 2017 6.43  
1.37  
2 6998 6698 2013 6  
6998  
359 2017 4.2 0.34  
3 3D 2017 5,525  
4 362 60.2  
6.7

office 2017

2017

6 1  
2018 3

2018 4 13

2018 4 22

/

2017

**1**

	5,236				
	14,108.32	2017	1	34,110.32	
	20,002		20,002		20,002

4 1 2017  
 2016

237 4 500 28  
 317 38 17.7 230

25 18 19  
 6 14 1300 IDC/ISP

33 5

2017

2017 12 2017  
 2017

40 50 700 200 10%  
 516 126 17 9 3  
 5 5 163 134

			/ /	
1			ZL201210400696.8	2017/4/5
2			ZL201210401185.8	2017/6/6
3		DPI	ZL201410598932.0	2017/11/3
4		MAC MAC	ZL201621291598.5	2017/5/24
5			ZL201621362007.9	2017/6/6

			26.48%			
				2017		
2017				107,690.81		62.46%
16,723.69	21.96%			14,926.81		36.26%
1						
				2017 7 20		
					18,392.00	
	44%	2017 8	44%		2017 12 4	
			844.3528		364.72	
479.63						
			2017	2018	2019	
		3,500	4,550	5,460		13,510
2017						
2						
2016 12 23						100%
	100%		41,000	2017 1 17		100%
2017 7 20						
	142.9151				2017	
			2017			
	425.02				1,161.71	
3						
2016 12 15						
					2017 2	
4						
		2017 7 20				
					1,000	2017 8
5						
				3		1

5,600

28

7

23

2

57%

71%

2017

2017 6

2017 8

12

2017 12

2017 2019

15%

2017 12

2017

2017

100

17.099 /

5,847,069

12

2017 6 30 2018 6 30

2017

4

1

2017

2016

5

17

334

2

1

5

				73,048,516.06	67.00%	5,985,658.26	61.00%	8.00%
	ARPG			54,981,970.00	18.00%	34,421,447.00	22.00%	63.00%
	MMO			36,858,930.00	12.00%	18,234,986.00	12.00%	49.00%
	MMO			18,269,296.00	6.00%	7,782,319.00	5.00%	43.00%
	ARPG			9,581,763.00	3.00%	5,796,456.00	4.00%	60.00%

					ARPU	
		17,912	224,795	50,980	418	21,334,258.45
		15,469	249,926	43,493	455	19,785,810.62
		11,568	138,246	34,990	484	16,918,169.23
		11,174	159,227	34,407	480	16,516,415.29
		410,665	2,286,405	48,913	14	32,166,791.00
		162,445	1,335,623	23,135	12	16,248,190.00
		9,676	498,140	3,030	9	4,520,041.02
		8,231	274,630	1,607	10	2,816,568.00
		26,039	48,985	3,397	11	535,319.00
		399,125	1,480,420	47,086	16	24,280,154.46
		319,464	1,851,905	34,513	12	22,996,381.25

		156,791	291,774	40,594	21	5,982,210.00
		25,943	203,423	14,739	13	2,576,609.00
		10,072	80,998	6,394	21	1,703,180.00

	2017		2016		
	1,076,908,064.59	100%	662,859,791.50	100%	62.46%
	291,561,514.43	27.07%	272,878,535.99	41.17%	-14.10%
	32,133,597.60	2.98%	30,275,701.97	4.57%	-1.59%
	113,570,969.07	10.55%	54,514,232.21	8.22%	2.33%
	235,692,229.36	21.89%	174,381,925.57	26.31%	-4.42%
	399,262,504.19	37.07%	127,064,624.36	19.17%	17.90%
	4,687,249.94	0.44%	3,744,771.40	0.56%	-0.12%
	291,561,514.43	27.07%	272,878,535.99	41.17%	-14.10%
	32,133,597.60	2.98%	30,275,701.97	4.57%	-1.59%
	113,570,969.07	10.55%	54,514,232.21	8.22%	2.33%
	235,692,229.36	21.89%	174,381,925.57	26.31%	-4.42%
	399,262,504.19	37.07%	127,064,624.36	19.17%	17.90%
	4,687,249.94	0.44%	3,744,771.40	0.56%	-0.12%
	36,117,229.26	3.35%	21,097,819.28	3.18%	0.17%
	75,791,971.92	7.04%	35,344,643.25	5.33%	1.71%
	222,704,909.21	20.68%	125,362,942.66	18.91%	1.77%
	227,617,278.98	21.14%	186,309,479.04	28.11%	-6.97%
	170,390,193.58	15.82%	85,562,481.64	12.91%	2.67%
	150,289,385.59	13.96%	85,048,960.99	12.83%	0.95%
	72,856,809.34	6.77%	60,012,633.77	9.05%	-2.28%
	121,140,286.71	11.25%	64,120,830.87	9.67%	1.56%

2

10%

	291,561,514.43	154,832,736.32	46.90%	6.85%	-1.26%	4.36%
	32,133,597.60	15,344,239.85	52.25%	6.14%	17.54%	-4.63%
	113,570,969.07	47,885,684.43	57.84%	108.33%	333.99%	-21.92%
	235,692,229.36	108,894,791.96	53.80%	35.16%	31.49%	1.29%
	399,262,504.19	192,396,022.70	51.81%	214.22%	1,187.74%	-36.43%
	4,687,249.94	1,453,198.79	69.00%	25.17%	39.44%	-3.17%
	291,561,514.43	154,832,736.32	46.90%	6.85%	-1.26%	

3

30%

4

5

6

1	100%	3,875.40		
2			-97.75	-578.35
3				65%

7

8

	139,445,009.25
	12.95%
	0.00%

5

1		36,117,229.26	3.35%
2			

	185,410,449.12
	24.85%
	0.00%

5

1		44,147,809.44	5.92%
2		36,983,387.84	4.96%
3		36,483,274.31	4.89%
4		33,941,627.62	4.55%
5		33,854,349.91	4.54%
	--	185,410,449.12	24.85%

3

	2017	2016		
	168,384,715.54	101,278,085.44	66.26%	
	224,165,646.12	154,004,982.73	45.56%	
	4,240,228.10	-2,181,618.61		

4

136,866,039.64

12.71%

77.43%

Ä

	2017	2016
--	------	------

5

	2017	2016	
	1,288,850,421.42	705,733,331.02	82.63%
	1,087,227,687.41	614,032,297.92	77.06%
	201,622,734.01	91,701,033.10	119.87%
	241,015,628.27	57,340,169.56	320.33%
	470,942,699.73	173,471,460.33	171.48%
	-229,927,071.46	-116,131,290.77	
	314,000,000.00	25,000,000.00	1,156.00%
	296,739,069.86	20,777,612.57	1,328.17%
	17,260,930.14	4,222,387.43	308.80%
	-11,043,407.31	-20,207,870.24	

1	82.63%
2	77.06%
3	320.33%
4	171.48%
5	1156%
6	1328.17%

	1,683,744.40	1.01%		
	0.00			
	-226,949,610.68	-135.71%	20,002	20,002
			20,002	

			20,002	
	204,826,466.57	122.48%	20,002	
	60,514.50	0.04%		

1

	2017		2016			
	321,262,001.31	14.04%	329,895,127.62	18.46%	-4.42%	
	368,671,700.79	16.11%	197,432,824.42	11.05%	5.06%	
	176,997,233.69	7.73%	94,850,999.08	5.31%	2.42%	
	75,725,047.86	3.31%	68,524,514.54	3.84%	-0.53%	
	17,962,308.16	0.78%	8,654,195.21	0.48%	0.30%	
	178,980,308.68	7.82%	177,091,520.33	9.91%	-2.09%	
					0.00%	
	175,000,000.00	7.65%			7.65%	
					0.00%	
	179,341,350.00	7.84%	126,981,350.00	7.11%	0.73%	
	848,763,184.87	37.08%	707,679,949.75	39.61%	-2.53%	

2

3

7,290,070.00

1

--	--	--

625,920,000.00	54,500,000.00	1,048.48%
----------------	---------------	-----------

2

			410,000,000.00	100.00%								2016 12 24	www. cninfo.com.cn	
			12,000,000.00	60.00%								2016 12 16	www. cninfo.com.cn	
			183,920,000.00	44.00%								2017 07 21	www. cninfo.com.cn	
			10,000,000.00	100.00%								2017 05 09	www. cninfo.com.cn	
			10,000,000.00	100.00%								2017 09 14	www. cninfo.com.cn	
	--	--	625,920,000.00	--	--	--	--	--	0.00	0.00	--	--	--	

3

4

5

1

2012		23,108	1,227	22,783	1,062.01	1,062.01	4.60%	1,063		1,063	
2015		19,685		19,685	0	0	0.00%				
	--	42,793	1,227	42,468	1,062.01	1,062.01	2.48%	1,063	--	1,063	
1											
				[2012]411					2012	4	
16			A	1,770		1		15.00	2012	4	
19		265,500,000.00				34,420,013.00			231,079,987.00		
		2012	21002								
	2017	12	31		227,829,037.45				10,630,401.68		
				7,379,452.13			10,630,401.68				
2											
				[2015]1913					A	22,242,522	
								A	22,242,522		
1		9.03	/		200,849,977.49						
4,000,000.00				196,849,977.49		2015	8	27			
				2015	21072				2017	12	31

2

	( )	(1)	(2)	(3) (2)/(1)					
		7,532.45	7,532.45	7,533.89	100.02%	2015 04 30	3,563.6		
		5,652.47	5,652.47	5,651.11	99.98%	2014 04 30	12,705.3 2		
		3,299.55	3,299.55	3,220.01	97.59%	2014 04 30			
		19,685	19,685	19,685	100.00%				



	10	369.01
	2015 11 6 3.29	

3

		(1)		(2)	(3)=(2)/(1)				
		1,062.01	0	0	0.00%	2018 01 31	0		
	--	1,062.01	0	0	--	--	0	--	--
		2017 9 14							
( )									

10%

			10,000,000.00	320,328,522.40	59,022,269.88	233,188,922.92	36,842,321.95	37,541,995.34
			10,000,000.00	108,361,603.85	95,692,350.40	109,216,511.72	78,874,641.39	72,148,881.15
			11,694,737.00	115,375,572.88	80,459,974.67	280,803,958.44	44,770,803.36	38,754,037.29
			50,000,000.00	230,980,199.02	74,435,918.43	123,286,979.93	24,676,531.56	22,499,473.27

		3,875.40
		-578.35
		-97.75

1		12,328.70		6,033.55	105%	2,249.95
	-290.82	674%				
2		100%		28,080.40		3,875.40

1

2017 6  
2018 3 30

2 2018

8,052 2018

/

/

/

/

/

100%

2017 1

2018

IDC

APP

PC

1

2017

2018

2

3

IT

IT

IT

IT

4

2013

2017 5 17      2016      2016      2016 12 31      448,331,331  
10      0.50      2017 7 7

2016

2017 7 13

2017 7 14


	2017		149,268,092.48	
	396,598,647.02		337,041,373.09	
2017		69,334,646.96		321,706,513.73
	505,586,715.52			
			2017	2017 12 31
	447,930,709	10	0.3	
447,930,709		10 5	223,965,355	671,896,064

3

1	2017	2017 12 31	447,930,709	10
	0.3		447,930,709	10 5
	223,965,355		671,896,064	
2	2016	2016 12 31	448,331,331	10
	0.50			
3	2015	2015 12 31	298,958,771	10
	0.35		298,958,771	10 5
	149,479,385		448,438,156	

2017	13,437,921.27	149,268,092.48	9.00%	0.00	0.00%
2016	22,416,566.55	109,549,436.73	20.46%	0.00	0.00%
2015	10,463,556.99	65,371,071.24	16.01%	0.00	0.00%

1


			24	20% 2	2015			
			20% 3		2016	36		
		4			2017	20%		
					40%			
						36		
			2014	2015	2016	2017		
			2014		4,500.00	2015		
			5,874.00	2016	6,300.00			
		2017	6,600.00			23,274.00		
							2014 08	2017 12
							29	31
			1					

			2					
			3					
					43,189,366			
			4					
						60,256.00		
			5					
				=				
					÷			
				×				
			×					
			6					
							1	
					2			
					=			
						/		
						0	0	
								3
				×	1+			
								=
				×				4

			7			
			1			
				80%		
				60,256.00		
			60,256.00		80,258.00	
					80,258.00	
					2	
				+	×	
					3	
				=		
			×			+
					=	
			÷			8
			10			
			9			
			1			1.00
			30			
			2			
				10		
					30	

			2		
		1	3	2	2014 08 29
			A	B	C
			4	3	
		1			2014 08 29
				2	
			3		



			3		
		25%		6	
		12		2012 04 25	
		50%	18	6	
			7	12	
			12		
				2012 04 20	
				2010 02 10	
				2010 09 29	
			[ 2003 56 ]		

			2010 1 10	2010 01 10		
		1 5%	2	2014 08 18		
		1 2	2,000 300311 2			
		3 2017	2017	2017 07 20	2018 4 30	
		4 2017 100%				
		12 40% 2	24 36	2017 12 04	2020 12 04	
		30% 3 30%				





/						
				30	2017 12 23	www.cninfo.com.cn
				30	2017 12 23	www.cninfo.com.cn

5%

**1**2014 4 18  
>

&lt;

2014 6  
2014 7 30

&lt;

2014 8 18

2014

&gt;

&lt;

&gt;

&lt;

&gt;

272

244.84

27.16

		79				
		20		20		/ 20
50%						
2014 9 4						
			2013			
						3,835,671
	3,401,111	434,560		2014 9 4		3,401,111
66		9.12				
2014 9 19						
			3,726,109		3,291,549	434,560
	3,291,549		64			
2014 10 8						2014
10 9						
2015 6 12						<
		>				
	2014					
			869,120	869,120	87	25.48
	2015 6 15					
2015 7 3						
				703,785	703,785	82
2015 7 21						2015
7 22						
2015 9 21						
	2014					
				6,583,098	4.56	
64				1,974,929		
2015 10 8						2015 10 9
2016 4 15						
				5		102,800
				4,000		106,800
2016 6 14						

2016 6 29					
	2015				
			9,875,823		
	3.02		1,055,803		
	16.96		74		
462,645		5.92%		0.10%	
2016 7 22					2016 7 23
2016 9 5					
			61		2,708,016
		36.86%		0.60%	
2017 1 11					
2017 1 22			2,708,016		0.60%
	2,307,469				
2016 12 15					
			6	3	2015
	321,939				
2017 5 22					
2017 6 23					
			64		407,886
	9.45%		0.09%		
2017 7 24					2017 7 25
2017 9 14					
2017 9 27					2017 10 9
2017 9 14			6	4	
	78,683				
2017 11 30					2014

2

2017 1 20					2017
2 9	2017				
2017 5 31			<		
>	<			>	
		2017 6 16		2017	
2017 6 23				>	<
			>	<	
2017 6 26					
		1			
2017 6 30			- 1		17.099
/	5,847,069				

www.cninfo.com.cn

1

2

3

1

1

2

3

2

1

	2017 05 09	5,000	2017 07 14	2,000		1		
B1		6,000		B2		2,000		
B3		6,000		B4		4,000		

A1+B1+C1		6,000			A2+B2+C2		2,000	
A3+B3+C3		6,000			A4+B4+C4		4,000	
A4+B4+C4				3.27%				

2

3

1

		3,553	377	0
		3,553	377	0

2

4

1

1

1 2016 10 11

2016 10

28 2016

2016 12 8

3

1

5,600

		2017.1	1,600
		2017.1	2,000
		2017.9	1,000
		2017.9	1,000
			5,600

2 2015 7 1

2,500

2017 12 31

28

7

		2015.7	7,433
		2015.7	12,920
	&	2015.7	20,000
	( )	2015.7	13,126
		2015.8	3,410
		2015.9	3,900
		2015.9	8,261
		2015.10	5,000
	( )	2015.11	10,000
		2015.11	1,000

		2015.12	4,326
		2015.12	3,408
		2016.1	3,692
		2016.2	20,000
		2016.4	5,000
		2016.4	20,107
		2016.6	8,000
		2016.6	15,110
		2016.8	13,000
		2016.9	8,000
		2017.4	13,778
		2017.7	5,957
		2017.7	4,068
		2017.8	5,000
		2017.8	1,1932
		2017.9	6,300
		2017.11	5,500
		2017.11	10,000
			248,228

3 2014 12 1

2,500

2017 12 31

23

2

	TMT- SaaS	2014.11	2,650
	TMT-	2015.4	1,900
		2015.6	900
	TMT-SaaS	2015.7	1,450
	TMT- BI	2016.3	1,940
		2015.8	265
		2015.8	475
	TMT- O2O	2015.8	1,955
		2015.9	1,800
	TMT-	2015.11	1,940

		2015.12	2,000
		2016.2	1,125
	TMT-	2016.3	1,000
	TMT- SaaS	2016.3	700
		2016.3	1,000
	TMT-AR	2016.4	800
	TMT-	2016.4	1,000
	TMT-	2016.5	1,000
	TMT- SAAS	2016.7	700
	TMT- SAAS	2016.8	1,500
	TMT-	2016.12	700
	TMT-	2017 1	1,000
		2017 8	2,500
			30,300

1	2016 12 23					100%
		100%			2016 9 30	
			41,000	2017		2017
1	17	100%		2017 7 20		
				142.9151		
				2017		
2	2016 12 15			2017 2		
3	2017 5		1,000			
4				2017 7 20		
					1,000	2017 8
5				2017 7 20		
					18,392.00	
		44%	2017 8	44%	2017 12 4	
				844.3528	364.72	
			479.63			
6				2017 11 21		205

3.07%

[www.cninfo.com.cn](http://www.cninfo.com.cn)

1

	246,441,115	54.97%				-35,643,744	-35,643,744	210,797,371	47.06%
1	0	0.00%				0	0	0	0.00%
2	0	0.00%				0	0	0	0.00%
3	246,189,085	54.91%				-35,391,714	-35,391,714	210,797,371	47.06%
	27,553,113	6.15%				0	0	27,553,113	6.15%
	218,635,972	48.77%				-35,391,714	-35,391,714	183,244,258	40.91%
4	252,030	0.06%				-252,030	-252,030	0	0.00%
	0	0.00%							

		64	407,886	
2017 7 25				
5			12,958,352	
6,312,775		2017 9 21		
6 2017 9 14				
		60	3,829,492	3,253,423
	2017 10 9			
7	6			4
		2017 11 30		
78,683				
447,930,709				
1 2016 9 5				
		61	2,708,016	, 2,307,469
2 2016 12 15				
				9
				321,939
3 2017 6 23				
		64	407,886	
4 2017 9 14				
		60	3,829,492	3,253,423
5 2017 9 14				
				10
				78,683
1 2017 1 4				
2 2017 1 12				
3 2017 5 22				
4 2017 7 25				
5 2017 9 21				
6 2017 10 9				
7 2017 11 30				

2

	136,052,997	3,375,000		132,677,997		25%
	24,230,459	0		24,230,459		2018 9 18
	26,564,624	10,625,850		15,938,774		2018 9 18
	25,268,788	10,107,514				

3

1

	34,028		32,328	9	0	9	0
		5%		10			
		39.49%	176,903,996	0	132,677,997	44,225,999	104,150,300
		5.61%	25,142,993	0	0	25,142,993	
		5.41%	24,230,459	0	24,230,459	0	
		4.30%	19,245,831	-6,022,957	15,161,274	4,084,557	14,500,000
		4.25%	19,050,000	-7,514,624	15,938,774	3,111,226	18,600,000
1		1.31%	5,847,069	5,847,069	0	5,847,069	
		1.10%	4,933,740	-1,545,435	4,859,381	74,359	3,700,000
		1.07%	4,798,502	-1,680,673	3,887,505	910,997	4,580,000
		1.07%	4,796,326	4,796,326	0	4,796,326	
		0.87%	3,893,800	3,893,800	0	3,893,800	
10	4						
		10					

	44,225,999		44,225,999
	25,142,993		25,142,993
1	5,847,069		5,847,069
	4,796,326		4,796,326
	4,084,557		4,084,557
	3,893,800		3,893,800
	3,852,609		3,852,609
	3,647,202		3,647,202
	3,111,226		3,111,226
	1,429,151		1,429,151
10	10	10	
		5	

10

10

1,429,151

0.32%

1,429,151

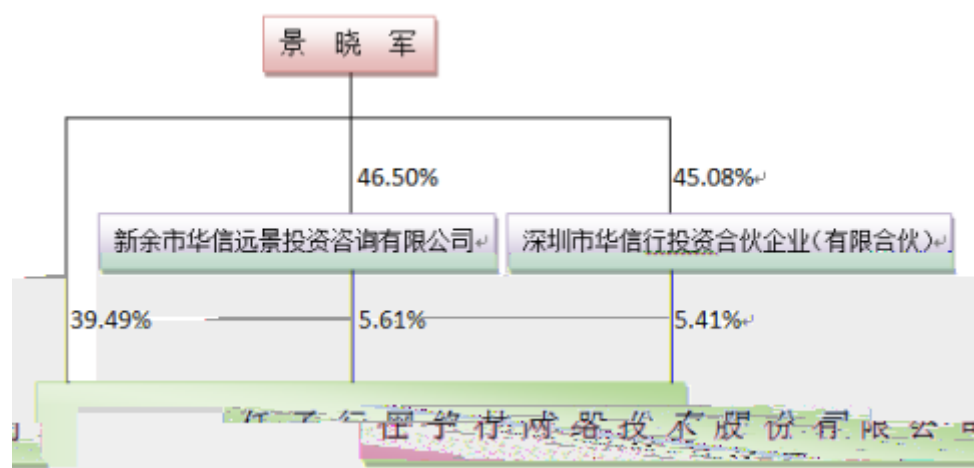
0.32%

2


3

--	--	--

10		



4            10%

5



				51	2013 14	05	2019 10	05	176,903,996	0	0	0	176,903,996
				48	2013 14	05	2019 10	05	3,384,403				

---

			2017 07 20	

1 2000 5

2 2006 4

3 2008 6 2015 12 2016 1

4

2 2006 4

3 2009 3 2013 2 2013 2

4 EMBA 2003 4

5 1999 8 2015 8

2015 9

6 2014 5

			2014 10 22		
			2013 08 16	2018 01 05	
			2017 02 10		
			2016 05 01		
			2015 01 29		
			2017 06 01		
			2007 02 01		
			2016 02 01		
			2012 12 01		
			2009 02 01		
			2016 06 01		
			2017 05 01		

			51		48.37	
			48		46	
	/		37		104.79	
			40		0	
			47		7.8	
			49		7.8	
			54		7.8	
			49		43.69	
			37		71.59	
			44		69.05	
			35		29.99	
			56		0	
			44		0	
			45		21.76	
			35		40.03	
	--	--	--	--	498.67	--

**1**



1

2

3

7

3

4

3

1

5

6

[www.cninfo.com.cn](http://www.cninfo.com.cn)

7

**1**



					www.cninfo.com.cn
2016		50.49%	2017 05 17	2017 05 17	www.cninfo.com.cn
2017		51.67%	2017 05 24	2018 05 24	www.cninfo.com.cn
2017		51.28%	2017 06 16	2017 06 16	www.cninfo.com.cn
2017		50.52%	2017 09 14	2017 09 14	www.cninfo.com.cn
2017		50.62%	2017 10 10	2017 10 10	www.cninfo.com.cn

2

1

	11	2	7	2	0		2
	11	1	9	1	0		3
	11	4	7	0	0		4

2

3

2017

1

2016

2017

2017

2017

2

2017

1

2

	2018 04 24	
	www.cninfo.com.cn	
		100.00%
		100.00%
	5%	2%
	5%	
	2%	
	2%	
	1%	
		0
		0
		0
		0



	2018 04 20
	2018 110014

2018 110014

2017 12 31

2017

2017 12 31

2017

28	13
23	34
(	2017
2017 12 31	
1,048,783,184.87	
200,020,000.00	



1

2

3

4

5

6

1

2017 12 31

00000000000000000000


	17,962,308.16	8,654,195.21
	75,725,047.86	68,524,514.54
	178,980,308.68	177,091,520.33
	19,370,955.34	10,282,661.47
	848,763,184.87	707,679,949.75
	3,995,241.76	3,085,754.16
	30,645,643.48	14,677,748.85
		179,750.00

---

	58,784,455.22	19,880,124.48
		28,985,073.78

	396,598,647.02	276,680,377.96
	1,223,911,172.26	1,236,960,194.49
	61,143,104.77	34,499,141.39
	1,285,054,277.03	1,271,459,335.88
	2,288,808,970.68	1,786,720,007.45

2

	129,114,341.41	68,818,101.66
	4,120,176.00	10,958,849.00
	312,920,281.93	183,987,549.89
	12,590,703.62	22,500,725.34
	19,375,651.54	10,662,488.10
	86,207,945.81	59,752,721.58
	125,000,000.00	45,000,000.00
	689,329,100.31	401,680,435.57
	126,981,350.00	126,981,350.00
	1,365,442,308.16	931,234,195.21
	75,725,047.86	68,524,514.54
	87,214,843.39	101,680,189.03

---

	2,085,908.03	2,763,117.29
	2,341,137.96	3,085,754.16
	29,602,824.90	12,050,579.69
		68,637,723.00

	178,744,000.00	
		200,020,000.00
	34,738,000.00	42,124,000.00
	213,482,000.00	242,144,000.00
	1,061,158,139.21	474,965,586.83
	447,930,709.00	448,331,331.00
	505,586,715.52	505,197,345.81
		28,985,073.78
	42,340,443.15	35,406,978.45
	321,706,513.73	281,721,690.18
	1,317,564,381.40	1,241,672,271.66
	2,378,722,520.61	1,716,637,858.49

## 3

	1,076,908,064.59	662,859,791.50
	1,076,908,064.59	662,859,791.50
	1,155,117,360.80	559,322,193.49
	520,806,674.05	279,703,128.03

	10,570,486.31	6,923,789.53
	168,384,715.54	101,278,085.44
	224,165,646.12	154,004,982.73
	4,240,228.10	-2,181,618.61
	226,949,610.68	19,593,826.36
	1,683,744.40	7,934,292.03
	-691,887.05	-919,506.01
-		
-	82,882.31	-544,983.81
	38,913,658.75	
	-37,529,010.75	110,926,906.23
	204,826,466.57	26,478,714.75
	60,514.50	284,459.25
	167,236,941.32	137,121,161.73

1.		
2.		
1.		
2.		
3.		
4.		
5.		
6.		
	151,957,478.36	125,173,602.25
	149,268,092.48	109,549,436.73
	2,689,385.88	15,624,165.52

0.33

0.33

	301,289,946.99	277,003,863.54
	5,115,704.76	4,508,914.30
	76,369,165.96	59,438,328.49
	93,982,642.45	78,690,549.99
	3,114,378.37	-849,911.86
	223,161,687.35	6,420,098.29
	79,348,023.17	111,274,974.68
	-691,887.05	-919,506.01

2.		
3.		
4.		
5.		
6.		
	69,334,646.96	140,237,959.80

5

	1,205,134,027.42	649,544,554.35
	27,487,758.75	17,462,697.71
	56,228,635.25	38,726,078.96
	1,288,850,421.42	705,733,331.02

	625,759,054.04	304,359,108.02
	207,919,595.98	129,798,769.81
	91,692,530.58	66,757,546.24
	161,856,506.81	113,116,873.85
	1,087,227,687.41	614,032,297.92
	201,622,734.01	91,701,033.10
	128,726,200.00	55,000,000.00
	2,059,608.27	2,332,969.56
	229,820.00	7,200.00
	110,000,000.00	
	241,015,628.27	57,340,169.56
	25,320,772.56	78,848,311.49
	159,690,000.00	84,500,000.00
	185,701,880.96	
	100,230,046.21	10,123,148.84
	470,942,699.73	173,471,460.33
	-229,927,071.46	-116,131,290.77
	39,000,000.00	25,000,000.00
	39,000,000.00	25,000,000.00
	275,000,000.00	

	314,000,000.00	25,000,000.00
	100,000,000.00	7,725,017.87
	29,212,499.03	11,122,106.70
	167,526,570.83	1,930,488.00
	296,739,069.86	20,777,612.57
	17,260,930.14	4,222,387.43
	-11,043,407.31	-20,207,870.24
	325,015,338.62	345,223,208.86
	313,971,931.31	325,015,338.62

## 6

	475,075,158.40	379,211,770.36
	16,485,928.74	10,599,679.78
	24,278,197.82	20,099,812.59
	515,839,284.96	409,911,262.73
	283,855,184.05	249,352,442.43
	94,179,528.20	56,715,474.08
	31,944,091.76	34,750,037.72
	72,544,522.67	67,778,978.64
	482,523,326.68	408,596,932.87
	33,315,958.28	1,314,329.86
	8,000,000.00	10,000,000.00
	80,039,910.22	109,906,706.91

		7,080.00
	110,000,000.00	
	198,039,910.22	119,913,786.91
	2,382,780.23	8,706,919.63
	443,463,277.00	64,500,000.00
	100,000,000.00	115,637,723.00
	545,846,057.23	188,844,642.63
	-347,806,147.01	-68,930,855.72
	427,600,089.78	

	448,331,331.00				505,526,580.86	28,985,073.78			35,406,978.45		276,680,377.96	34,499,141.39	1,271,459,335.88
	448,331,331.00				505,526,580.86	28,985,073.78			35,406,978.45		276,680,377.96	34,499,141.39	1,271,459,335.88
	-400,622.00				-168,485,207.77	-28,985,073.78			6,933,464.70		119,918,269.06	26,643,963.38	13,594,941.15
											149,268,092.48	2,689,385.88	151,957,478.36
	-400,622.00				-168,485,207.77	-28,985,073.78						23,954,577.50	-115,946,178.49

1

									64.70		64.70		
2													
3											-22,416, 358.72		-22,416, 358.72
4													

	298,95 8,771. 00				644,695 ,158.29	38,945, 703.16			21,383, 182.47		191,618 ,291.60	-14,170 ,717.93	1,103,5 38,982. 27
	149,37 2,560. 00				-139,16 8,577.4 3	-9,960,6 29.38			14,023, 795.98		85,062, 086.36	48,669, 859.32	167,920 ,353.61
											109,549 ,436.73	15,624, 165.53	125,173 ,602.26
	-106,8 00.00				10,310, 782.57	-9,960,6 29.38						33,045, 693.79	53,210, 305.74
1						-9,960,6 29.38						24,484, 129.15	34,444, 758.53
2													
3					7,224,3 00.00								7,224,3 00.00
4	-106,8 00.00				3,086,4 82.57							8,561,5 64.64	11,541, 247.21
									14,023, 795.98		-24,487, 350.37		-10,463, 554.39
1									14,023, 795.98		-14,023, 795.98		0.00
2													
3											-10,463, 554.39		-10,463, 554.39
4													
	149,47 9,360. 00				-149,47 9,360.0 0								
1	149,47 9,360. 00				-149,47 9,360.0 0								
2													
3													

4													
1													
2													
	448,331,331.00				505,526,580.86	28,985,073.78			35,406,978.45		276,680,377.96	34,499,141.39	1,271,459,335.88

8

	448,331,331.00				505,197,345.81	28,985,073.78			35,406,978.45	281,721,690.18	1,241,672,271.66		



	298,958, 771.00				649,276,0 93.81	38,945,70 3.16			21,383,18 2.47	165,971 ,080.74	1,096,643 ,424.86
	149,372, 560.00				-144,078, 748.00	-9,960,62 9.38			14,023,79 5.98	115,750 ,609.44	145,028,8 46.80
										140,237 ,959.80	140,237,9 59.80
	-106,80 0.00				5,400,612 .00	-9,960,62 9.38					15,254,44 1.38
1						-9,960,62 9.38					9,960,629 .38
2											
3					7,224,300 .00						7,224,300 .00
4	-106,80 0.00				-1,823,68 8.00						-1,930,48 8.00
									14,023,79 5.98	-24,487, 350.36	-10,463,5 54.38
1									14,023,79 5.98	-14,023, 795.98	
2										-10,463, 554.38	-10,463,5 54.38
3											
	149,479, 360.00				-149,479, 360.00						
1	149,479, 360.00				-149,479, 360.00						
2											
3											



**1**

**2**

1 1      12 31

**3**

12

**4**

**5**

1

2

**6**

1

2

3

4

**7**

1

2

3

A

4

13

B

8

C

D

4

2 - ?? ? ?? ???? ? ? ?? ?

**8**

**9**

1

2

**10**

1

2

A.

B.

C.

A.

B.

3

20%

12

6

7

8

**11****1**

	50

**2**

		5.00%	5.00%
1 2		10.00%	10.00%
2 3		30.00%	30.00%
3		100.00%	100.00%

**3**


**12**

1

2

3

4

5

**13****14**

1

A

B

a

b

c

d

A

B

7 -

C

12 --

2





1

2

3

3

4

25

1

2

26

1

2

3

4

C

D

E

F

A

B

27

28

5

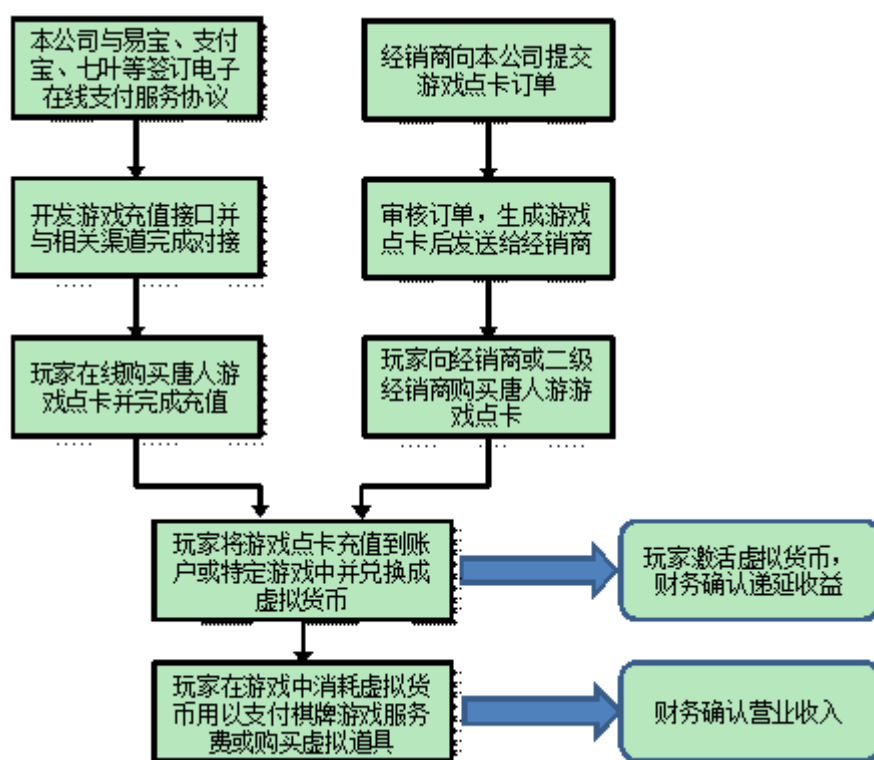
1

2

3


4

A



B

C



SDK

	CPA	Cost	Per	Action	CPS	Cost	Per	Sales	/
CPA									
	CPA								
CPS									
				CPS					
			SDK						

SDK

29

1

2

30

/

1

2

32

1.

2.

1

2

3

**3.**

1

2

3

4

5

6

7

8

-

33

1

2017 4 28	[2017]13	42		
2017 5 28	2017 5 10	[2017]15	16	2017
2017 6 12				
42				
	16	2017		
			16	2017
2017 1 1				

2

34

1

		17% 6% 3%
		7% 5%
		25%

	10%
	15%
	15%
	25%
	25%
	15%
	15%
	15%
	15%
	25%
	15%
	25%
	25%
	25%

## 2

1							
		[2000]18	<				>
		[2000]25					
2011	1	28		[2011]4			
					17		3
2							
				[2011]4			
[2011]4							[2016]49
							2014 5 12
		2017					
	2017			2017	15%		3
	2017			2017	15%		3
	2017			2017	15%		3
	2017			2017	15%		3
	2016			2016	15%		3
	2017			2017	15%		3
				[2011]4			
[2011]4							[2016]49
							2017

3

1

	64,720.60	123,460.01
	311,720,976.55	324,891,878.61
	9,476,304.16	4,879,789.00
	321,262,001.31	329,895,127.62

7,290,070.00

2,186,234.16

2

3

4

1

	8,749,277.00	4,646,049.00
	2,857,476.00	6,312,800.00
	11,606,753.00	10,958,849.00

2

3

	2,789,436.48	
	2,789,436.48	

4

	880,050.00
	880,050.00

5

1

	417,285, 696.45	100.00%	48,613,9 95.66	100.00%	368,671,7 00.79	219,567 ,440.56	100.00%	22,134,61 6.14	100.00%	197,432,82 4.42
	417,285, 696.45	100.00%	48,613,9 95.66	100.00%	368,671,7 00.79	219,567 ,440.56	100.00%	22,134,61 6.14	100.00%	197,432,82 4.42

1			
1		305,795,577.18	5.00%
1		305,795,577.18	5.00%
1 2		67,884,222.90	10.00%
2 3		24,328,842.52	30.00%
3		19,277,053.85	100.00%
		417,285,696.45	

2

25,320,230.32

0.00

3

4

单位名称	与本公司 关系	金额	账龄	占应收账款 总额的比例 (%)	坏账准备期末金额
第一名	非关联方	33,767,979.57	1年以内, 1-2年	8.09	1,753,912.60
第二名	非关联方	13,058,769.00	2-3年	3.13	3,917,630.70
第三名	非关联方	12,155,583.70	3年以上	2.91	12,155,583.70
第四名	非关联方	7,528,573.00	1-2年	1.8	752,857.30
第五名	非关联方	7,012,716.16	1年以内	1.68	350,635.81
<b>合计</b>		<b>73,523,621.43</b>		<b>17.62</b>	<b>18,930,620.11</b>

5

6

6

1

1	31,512,751.34	97.12%	24,205,868.13	97.37%
1 2	826,626.26	2.55%	241,175.67	0.97%
2 3	1,251.20	0.00%	113,894.84	0.46%
3	106,894.84	0.33%	297,644.00	1.20%
	32,447,523.64	--	24,858,582.64	--

1

2

单位名称	与本公司关系	金额	账龄	未结算原因	占预付账款总额比例(%)
第一名	非关联方	3,480,257.36	1年以内	未到达结算条件	10.73
第二名	非关联方	2,549,086.86	1年以内	未到达结算条件	7.86
第三名	非关联方	2,368,932.64	1年以内	未到达结算条件	7.3
第四名	非关联方	1,193,824.39	1年以内	未到达结算条件	3.68
第五名	非关联方	1,643,015.46	1年以内	未到达结算条件	5.06
<b>合计</b>		<b>11,235,116.71</b>			<b>34.63</b>

7

1

2

8

1

2

1

9

1

	32,154,695.12	100.00%	15,081,504.33	100.00%	17,073,190.79	25,034,993.86	100.00%	13,468,813.48	100.00%	11,566,180.38
	32,154,695.12	100.00%	15,081,504.33	100.00%	17,073,190.79	25,034,993.86	100.00%	13,468,813.48	100.00%	11,566,180.38

1			
1	15,314,608.97	818,306.21	5.00%
1	15,314,608.97	818,306.21	5.00%
1 2	2,416,057.09	241,605.62	10.00%
2 3	574,909.37	172,472.81	30.00%
3	13,849,119.69	13,849,119.69	100.00%
	32,154,695.12	15,081,504.33	

2

1,609,380.36

3

4

	15,428,416.81	14,587,301.45
	10,910,311.51	7,354,317.01
	2,553,444.22	1,317,825.70
	2,717,682.62	1,561,345.78
	544,839.96	214,203.92
	32,154,695.12	25,034,993.86

5

		12,085,278.70	3	37.58%	12,085,278.70
		1,000,000.00	3	3.11%	1,000,000.00
		900,000.00	1	2.80%	45,000.00
		800,033.80	1	2.49%	40,001.69
		742,000.00	1	2.31%	37,100.00
	--				

2

	5,874,654.72			1,278,190.14		4,596,464.58
	5,874,654.72			1,278,190.14		4,596,464.58

3

4

11

12

13

	3,770,000.00	
	2,196,527.31	
	5,966,527.31	

14

1

	179,341,350.00		179,341,350.00	126,981,350.00		126,981,350.00
	179,341,350.00		179,341,350.00	126,981,350.00		126,981,350.00

2

3

	48,981,350.00			48,981,350.00					3.07%	1,640,000.00
	25,000,000.00			25,000,000.00						

4

5

15

1

2

3

16

1

2

3

17

	1,622,129			-719,953.						902,176.5	
	.62			03						9	
	843,185.9			-191,999.						651,186.1	
	5			82						3	
	5,130,700			110,312.0						5,241,012	
	.43			8						.51	
	1,058,179			109,753.7						1,167,932	
	.21			2						.93	
		10,000,00								10,000,00	

		0.00								0.00	
	8,654,195 .21	10,000,00 0.00		-691,887. 05						17,962,30 8.16	
	8,654,195 .21	10,000,00 0.00		-691,887. 05						17,962,30 8.16	

18

1

1.		73,780,819.47		73,780,819.47
2.		8,987,705.84		8,987,705.84
1				
2 \ \		8,987,705.84		8,987,705.84
3				
3.				
1				
2				
4.		82,768,525.31		82,768,525.31
1.		5,256,304.93		5,256,304.93
2.		1,787,172.52		1,787,172.52
1		1,401,835.56		1,401,835.56
2		385,336.96		385,336.96
3.				
1				
2				

4.	7,043,477.45			7,043,477.45
1.				
2.				
1				
3				
1				
2				
4.				
1.	75,725,047.86			75,725,047.86
2.	68,524,514.54			68,524,514.54

2

3

19

1

1.	145,247,447.37	88,941,935.63	7,357,808.36	5,423,912.28	246,971,103.64
2.	13,467,179.37	12,167,577.11		1,842,508.99	27,477,265.47
1		10,814,476.31		1,815,293.22	12,629,769.53
2	13,467,179.37				13,467,179.37
3		1,353,100.80		27,215.77	1,380,316.57
3.	8,987,705.84	615,540.77	1,214,017.00	2,315.00	10,819,578.61
1		274,813.22	1,214,017.00	2,315.00	1,491,145.22
2		340,727.55			340,727.55

3	8,987,705.84				8,987,705.84
4.	149,726,920.90	100,493,971.97	6,143,791.36		263,628,790.50
1.	8,272,609.67	53,674,755.66	5,099,495.64	2,832,722.34	69,879,583.31
2.	3,145,280.98	11,857,656.84	793,158.70	663,218.42	16,459,314.94
1	3,145,280.98	11,410,562.84	793,158.70	641,469.61	15,990,472.13
2		447,094.00		21,748.81	468,842.81
3.	385,336.96	149,405.12	1,153,382.15	2,292.20	1,690,416.43
1		149,405.12	1,153,382.15	2,292.20	1,305,079.47
2	385,336.96				385,336.96
4.	11,032,553.69	65,383,007.38	4,739,272.19	3,493,648.56	84,648,481.82
1.					
2.					
1					
3.					
1					
4.					
1.	138,694,367.21	35,110,964.59	1,404,519.17	3,770,457.71	178,980,308.68
2.	136,974,837.70	35,267,179.97	2,258,312.72	2,591,189.94	177,091,520.33

2

3

4

5

20

1

2

3

21

22

23

1

2

24

25

1

5

1.		4,268,638.59	5,147,371.67	1,917,513.24	8,579,600.00	19,049,210.26
2.						

---

3.						
1						
4.		5,343,438.59	6,310,603.43	5,727,700.00	17,927,700.00	35,309,442.02
1.						

	707,679,949.75	341,103,235.12			1,048,783,184.87
	707,679,949.75	341,103,235.12			1,048,783,184.87

2

		200,020,000.00		200,020,000.00
		200,020,000.00		200,020,000.00

20,002.00

2015 100% 2014 12 31

64,336.19 , 60,256

2014 2015 2016 2017

80% 2014 2017 31,000

1.332 60,256.00 80,258.00 20,002

2015 20,002 20,002

20,002 20,002

2014 2015 2016 2017

23,597.32 31,000 20,002 2017

20,002 20,002

28

29 /

1

	268,311,964.57	27,132,993.49	41,478,084.34	6,373,818.81
			12,892,533.63	1,933,880.04
	35,413,666.67	3,512,650.00	42,467,000.00	6,370,050.00
	303,725,631.24	30,645,643.49	96,837,617.97	14,677,748.85

2

	16,107,590.07	2,416,138.51	7,177,260.07	1,076,589.01
	16,107,590.07	2,416,138.51	7,177,260.07	1,076,589.01

3

		30,645,643.48		14,677,748.85
		2,416,138.51		1,076,589.01

4

5

30

		179,750.00

		179,750.00
--	--	------------

31

1

	10,000,000.00	
	165,000,000.00	
	175,000,000.00	

2

32

33

34

	10,465,470.00	
	10,465,470.00	

35

1

	240,189,710.67	113,347,672.75
	240,189,710.67	113,347,672.75

2 1

	2,636,159.90	
	2,116,006.83	
	1,820,000.00	
	1,746,000.00	
	8,318,166.73	--

36

1

	202,206,394.37	53,288,912.77
	202,206,394.37	53,288,912.77

2 1

	3,647,371.42	
	3,647,371.42	--

3

--	--

37

1

--	--	--	--	--

	34,578,854.73	243,355,757.43	222,710,413.49	55,224,198.67
-		11,810,501.41	11,810,501.41	
		4,950.08	4,950.08	
	34,578,854.73	255,171,208.92	234,525,864.98	55,224,198.67

2

1	34,578,854.73	225,562,378.23	204,917,034.29	55,224,198.67
2		4,168,941.01	4,168,941.01	
3		5,143,665.70	5,143,665.70	
		4,487,168.49	4,487,168.49	
		226,888.76	226,888.76	
		429,608.45	429,608.45	
4		6,826,373.49	6,826,373.49	
5		1,566,569.02	1,566,569.02	
		87,829.98	87,829.98	
	34,578,854.73	243,355,757.43	222,710,413.49	55,224,198.67

3

1		11,430,791.79	11,430,791.79	
2		379,709.62	379,709.62	
		11,810,501.41	11,810,501.41	

38

		14,389,737.79	5,302,671.65
		23,594,542.82	6,358,411.64
		931,784.81	713,045.75
		567,550.80	434,641.04

---

,450.69
,440.89
,150.26
,514.42
,326.34



@Z \_ EAL@H+

,172.33
---------

---

	1,000,000.00	
	10,000,000.00	--

42

43

		28,985,073.78
		28,985,073.78

44

	5,169,662.59	7,749,945.38
	5,169,662.59	7,749,945.38

--	--	--	--


47

1

	178,744,000.00	

48

1

--	--	--

2

49

--	--	--	--	--	--

50

		200,020,000.00	
		200,020,000.00	--

2015

100%

2014 12 31

64,336.19	,	60,256					
			2014	2015	2016	2017	
	80%		2014	2017		31,000	
	1.332			60,256.00	80,258.00		20,002
2015		20,002					20,002
		20,002		20,002			
	2014	2015	2016	2017			
23,597.32		31,000				20,002	2017
			20,002			20,002	

## 51

	42,467,000.00	636,666.67	7,690,000.00	35,413,666.67	
	42,467,000.00	636,666.67	7,690,000.00	35,413,666.67	--

								/
	250,000.00			200,000.00			50,000.00	
	500,000.00			400,000.00			100,000.00	
	3,750,000.00			1,000,000.00			2,750,000.00	
	2,750,000.00			1,000,000.00			1,750,000.00	
	225,000.00			180,000.00			45,000.00	
	1,275,000.00			340,000.00			935,000.00	
	9,000,000.00			900,000.00			8,100,000.00	
IDC/ISP/ICP	8,000,000.00						8,000,000.00	

	8,074,000.00			2,936,000.00			5,138,000.00	
	1,800,000.00			400,000.00			1,400,000.00	
	1,300,000.00						1,300,000.00	
	200,000.00			30,000.00			170,000.00	
	3,000,000.00						3,000,000.00	
	2,000,000.00						2,000,000.00	
	343,000.00			84,000.00			259,000.00	
" "		266,666.67		100,000.00			166,666.67	
" "		370,000.00		120,000.00			250,000.00	
	42,467,000.00	636,666.67		7,690,000.00			35,413,666.67	--

52

--	--	--	--

53

		+					
	448,331,331.00				-400,622.00	-400,622.00	447,930,709.00

54

1

2


55

	491,779,132.72	16,093,848.14	170,831,607.77	337,041,373.09
	13,747,448.14	2,346,400.00	16,093,848.14	
	505,526,580.86	18,440,248.14	186,925,455.91	337,041,373.09

44%

168, 874, 577. 48

2, 346, 400. 00

16, 093, 848. 14

16, 093, 848. 14

1, 957, 030. 29

56

	28,985,073.78		28,985,073.78	
		99,979,573.00	99,979,573.00	
	28,985,073.78	99,979,573.00	128,964,646.78	

57


--	--	--	--	--	--	--	--

58

59

	35,406,978.45	6,933,464.70		42,340,443.15
	35,406,978.45	6,933,464.70		42,340,443.15

60

	276,680,377.96	191,618,291.60
	276,680,377.96	191,618,291.60
	149,268,092.48	109,549,436.73
	6,933,464.70	14,023,795.98
	22,416,358.71	10,463,554.40
	396,598,647.02	276,680,377.96

1)

2)

3)

4)

5)

61

	1,072,220,814.65	519,353,475.26	659,115,020.10	278,660,923.50
	4,687,249.94	1,453,198.79	3,744,771.40	1,042,204.53

	1,076,908,064.59	520,806,674.05	662,859,791.50	279,703,128.03
--	------------------	----------------	----------------	----------------

62

	4,545,624.28	3,078,386.75
	3,374,774.38	2,198,443.51
	1,457,046.96	1,208,238.22
	38,691.10	37,894.92
	1,154,349.59	283,229.51
		44,166.34
		73,430.28
	10,570,486.31	6,923,789.53

63

	83,052,569.15	56,408,754.10
	38,986,748.05	4,380,300.20
	13,483,473.11	11,139,920.14
	12,561,704.47	10,432,325.85
	8,636,663.19	11,869,432.75
	2,690,704.10	
	2,654,043.39	2,786,674.45
	1,178,411.00	
	1,342,491.95	
	1,209,444.28	
	775,374.23	1,444,755.37
	455,462.65	515,985.64
	331,464.83	462,014.43
	49,588.43	
	976,572.71	1,837,922.51
	168,384,715.54	101,278,085.44

64

	136,866,039.64	77,137,478.20
	36,354,110.21	28,200,656.15
	17,395,771.72	17,268,199.38
	10,497,186.22	5,997,272.58
	7,656,826.44	7,552,350.01
	2,346,400.00	7,224,300.00
	2,237,344.35	1,352,438.04
	2,043,903.18	1,219,304.36
	2,000,000.00	
	1,101,535.74	877,425.29
	1,684,657.29	792,553.39
	964,538.70	656,640.17
	960,780.00	
	943,142.83	841,327.00
		3,660,848.21
	1,113,409.80	1,224,189.95
	224,165,646.12	154,004,982.73

65

	7,127,990.19	1,741,075.94
	2,779,043.39	2,738,200.03
	63,292.42	
	389,304.95	1,322,946.08
	217,293.83	138,451.56
	4,240,228.10	-2,181,618.61

66

	26,929,610.68	19,804,312.62
		-210,486.26
	200,020,000.00	
	226,949,610.68	19,593,826.36

67

--	--	--

68

	-691,887.05	-919,506.01
	330,038.60	6,520,828.48
	1,640,000.00	2,050,000.00
	405,592.85	282,969.56
	1,683,744.40	7,934,292.03

69

	82,882.31	-544,983.81
	82,882.31	-544,983.81

70

--	--	--

---

	27,487,758.75	
	2,936,000.00	
	1,000,000.00	
	1,000,000.00	
2017	1,000,000.00	
2017	1,000,000.00	



72

	4,854.37	200,000.00	4,854.37
	428.82	12,416.12	428.82
	55,231.31	72,043.13	55,231.31
	60,514.50	284,459.25	60,514.50

73

1

	29,907,808.10	16,401,314.26
	-14,628,345.14	-4,453,754.78
	15,279,462.96	11,947,559.48

2

	167,236,941.32
/	16,723,694.13
	1,749,754.26
	172,538.76
	912,406.21
	-2,642,329.45
	2,620,624.09
	-4,259,629.33
	2,404.29
	15,279,462.96

74

75

1

	3,735,900.00	8,883,781.16
	41,416,661.39	26,495,607.66
	2,779,043.39	2,802,590.32
	8,297,030.47	544,099.82
	56,228,635.25	38,726,078.96

2

	32,299,884.55	51,923,573.20
	84,073,113.68	43,410,109.56
	30,787,640.06	13,277,123.48
	14,695,868.52	4,506,067.61
	161,856,506.81	113,116,873.85

3

	100,000,000.00	
	10,000,000.00	
	110,000,000.00	

4

		10,000,000.00
	100,000,000.00	
	230,046.21	123,148.84
	100,230,046.21	10,123,148.84

5

6

	2,350,570.83	1,930,488.00
	165,176,000.00	
	167,526,570.83	1,930,488.00

76

1

1	--	--
	151,957,478.36	125,173,602.25
	226,949,610.68	19,593,826.36
	17,392,307.69	17,825,527.74
	6,414,782.04	3,412,339.63
	1,312,313.20	637,326.84
	-82,882.31	544,983.81
	7,127,990.19	1,741,075.94
	-1,683,744.40	-7,934,292.03
	-15,967,894.64	-4,094,891.79
	1,339,549.50	-358,862.99

	-81,963,581.19	-26,876,716.84
	-215,271,329.46	-86,409,622.18
	305,507,359.46	48,446,736.36
	-201,409,225.11	
	201,622,734.01	91,701,033.10
2	--	--
3	--	--
	313,971,931.31	325,015,338.62
	325,015,338.62	345,223,208.86
	-11,043,407.31	-20,207,870.24

2

	210,000,000.00
	--
	24,298,119.04
	--
	--
	185,701,880.96

3

4

	313,971,931.31	325,015,338.62
	64,720.60	123,460.01
	311,720,976.55	324,891,878.61
	2,186,234.16	
	313,971,931.31	325,015,338.62
	7,290,070.00	

77

78

	7,290,070.00	
	7,290,070.00	--

79

1

--	--	--	--

2



---

	-177,720.75	-177,720.75
	68,896,764.88	56,705,937.38

4

5

6

2

1

--	--	--	--	--	--	--	--	--

2

--	--

3

3

4

	0.00	65.00%		2017 03 31		330,038. 60	0.00%	0.00	0.00	0.00		0.00

5

6

1

1


				100.00%		
				100.00%		
				100.00%		
				100.00%		
				100.00%		
				100.00%		
					100.00%	
				50.00%		
				50.00%		
				100.00%		
					100.00%	
					100.00%	
					100.00%	
				100.00%		
				60.00%		

2

	50.00%	-416,957.02		

	50.00%	-408,869.30		
	40.00%	-2,313,419.02		

3

	33,170,786.16	46,000,000.00	79,170,786.16				50,004,700.20		50,004,700.20			
	29,182,261.40	10,000,000.00	39,182,261.40									
	4,816,918.19	528,326.62	5,345,244.81	1,128,792.37		1,128,792.37						

		-833,914.04	-833,914.04	-833,914.04		4,700.20	4,700.20	
		-817,738.60	-817,738.60	-817,738.60				
	1,453,180.15	-5,783,547.56	-5,783,547.56	-4,945,771.29				

4

5

2


1

18,392

44%

---

000.00
000.00





3

1

2017 12 31

2

4

2

3

4

5

6

7

8

9

1

5" 8" AP@





/	/	/	/	/	/	/
---	---	---	---	---	---	---

/

/

/	/	/	/	/	/	/
---	---	---	---	---	---	---

/

**3**

**4**

--	--	--	--	--

--	--	--	--	--

**5**

**6**

**7**

	498.67	494.47

**8**

**6**

**1**


		1,626,236.27			
		84,400.02		501,425.65	
		1,000,000.00	1,000,000.00	1,000,000.00	300,000.00

2

		2,852,935.64	1,949,014.61
		1,000,000.00	1,000,000.00

7

8

1

	0.00
	26,634,502.95
	0.00

2014 8 18 2014 <

> ( )

A 3,726,109

3,291,549

2014 9 4

9.12

2014

64 6,583,098 4.56

1,974,929

2015 6 12 <

>

2014 2014 12 31 1,566

2015

25.48

9,875,823

3.02

3.04 /

1,055,803

16.98 /

16.96

462,645

5.92%

74

0.10%

2

	24,670,600.00
	2,346,400.00

3

4

5

1

2

1

2



2

3

1

2

4

5

6

1

2017

2

	300,599,121.77		300,599,121.77
	32,146,805.15		32,146,805.15
	104,520,154.20		104,520,154.20
	235,692,229.34		235,692,229.34
	399,262,504.19		399,262,504.19
	1,072,220,814.65		1,072,220,814.65

3

4

7

2018

8

1

1

	355,479,097.38	100.00%	42,558,815.45	100.00%	312,920,281.93	204,438,049.76	100.00%	20,450,499.87	100.00%	183,987,549.89
	355,479,097.38	100.00%	42,558,815.45	100.00%	312,920,281.93	204,438,049.76	100.00%	20,450,499.87	100.00%	183,987,549.89

1			
1	243,333,418.99	10,631,105.41	5.00%
1	243,333,418.99	10,631,105.41	5.00%
1 2	68,709,489.61	5,428,980.60	10.00%
2 3	24,196,370.48	7,258,911.14	30.00%
3	19,239,818.30	19,239,818.30	100.00%
	355,479,097.38	42,558,815.45	

2

22,108,315.58

0.00

--	--	--

3

4

单位名称	与本公司 关系	金额	账龄	占应收账款 总额的比例 (%)	坏账准备期末金额
第一名	非关联方	13,058,769.00	2-3年	3.67	3,917,630.70
第二名	非关联方	12,155,583.70	3年以上	3.42	12,155,583.70
第三名	非关联方	12,065,098.50	1年以内	3.39	603,254.93
第四名	非关联方	7,578,573.00	1-2年	2.13	757,857.30
第五名	非关联方	7,012,716.16	1年以内	1.97	350,635.81
<b>合计</b>		<b>51,870,740.36</b>		<b>14.59</b>	<b>17,784,962.43</b>

5

6

2

1

	33,631,250.99	100.00%	14,255,599.45	100.00%	19,375,651.54	23,882,715.78	100.00%	13,220,227.68	100.00%	10,662,488.10
	33,631,250.99	100.00%	14,255,599.45	100.00%	19,375,651.54	23,882,715.78	100.00%	13,220,227.68	100.00%	10,662,488.10

1			
1	15,123,764.54	346,408.26	2.29%
1	15,123,764.54	346,408.26	2.29%
1 2	1,796,241.05	168,614.10	9.39%
2 3	3,091,635.16	123,276.85	3.99%
3	13,619,610.24	13,617,300.24	99.98%
	33,631,250.99	14,255,599.45	

2

1,035,371.77

0.00

3

4

	7,348,194.70	5,683,567.00
	1,162,149.48	1,169,772.00
	24,836,888.14	16,732,152.42
	274,582.00	210,265.00
	9,436.67	86,959.36
	33,631,250.99	23,882,715.78

5

		12,085,278.70	3	35.93%	12,085,278.70
		1,000,000.00	3	2.97%	1,000,000.00
		900,000.00	1	2.68%	45,000.00
		800,033.80	1	2.38%	40,001.69
		742,000.00	1	2.21%	37,100.00
	--	15,527,312.50	--	46.17%	13,207,380.39

6

7

8

3

	1,557,500,000.00	200,020,000.00	1,357,480,000.00	922,580,000.00	922,580,000.00
	7,962,308.16		7,962,308.16	8,654,195.21	8,654,195.21
	1,565,462,308.16	200,020,000.00	1,365,442,308.16	931,234,195.21	931,234,195.21

1

	10,000,000.00			10,000,000.00	
	50,000,000.00			50,000,000.00	
	10,000,000.00			10,000,000.00	
	10,000,000.00			10,000,000.00	
	802,580,000.00			802,580,000.00	200,020,000.00
	15,000,000.00	183,920,000.00		198,920,000.00	
	25,000,000.00	15,000,000.00		40,000,000.00	



5

	78,399,910.22	107,785,929.13
	-691,887.05	-919,506.01
	1,640,000.00	2,050,000.00
		1.00
		2,358,550.56
	79,348,023.17	111,274,974.68

6

1

	409,788.88	
	11,425,900.00	
	405,592.85	
	204,769,743.43	
	21,926,014.76	
	12,000.00	
	195,073,010.40	--

2015	100%	2014	12	31	
64,336.19	,	60,256			
		2014	2015	2016	2017
	80%	2014	2017		31,000
	1.332	60,256.00	80,258.00		20,002
2015		20,002			20,002
		20,002		20,002	
2014	2015	2016	2017		
23,597.32	31,000			20,002	2017
		20,002		20,002	
		20,002		20,002	

2

		/	/
	12.02%	0.33	0.33
	-3.69%	-0.10	-0.10

3

1

2

3

4

2017