



2019

2020-037

2020 04

)

(

5

..... 5

..... 9

..... 14

..... 29

..... 50

..... 56

..... 56

..... 56

..... 57

..... 58

..... 66

..... 72

..... 73

| | | | |
|--|--|--|--------------------------------------|
| | | | 300311 |
| | | | |
| | | | |
| | | | Surfilter Network Technology Co.,Ltd |
| | | | Surfilter |



| | |
|--|------|
| | |
| | 1 15 |
| | |

| | 2019 | 2018 | | | 2017 | |
|---|------------------|------------------|------------------|------------|------------------|------------------|
| | | | | | | |
| | 996,255,799.76 | 1,202,714,300.55 | 1,179,189,736.12 | -15.51% | 1,076,908,064.59 | 1,019,067,933.27 |
| | -101,246,695.46 | 139,165,421.00 | 214,458,276.33 | -147.21% | 149,268,092.48 | 109,037,648.32 |
| | -246,167,287.23 | -85,900,809.01 | -17,835,416.22 | -1,280.22% | -45,804,917.92 | 31,551,555.99 |
| | 3,546,219.71 | -69,870,626.94 | -69,870,626.94 | -105.08% | 201,622,734.01 | 201,622,734.01 |
| / | -0.1489 | 0.21 | 0.3173 | -146.93% | 0.22 | 0.1623 |
| / | -0.1489 | 0.21 | 0.3173 | -146.93% | 0.22 | 0.1623 |
| | -26.61% | 10.74% | -1.77% | -24.84% | 11.94% | 3.86% |
| | 2019 | 2018 | | | 2017 | |
| | | | | | | |
| | 1,612,229,072.76 | 2,385,091,250.70 | 2,030,734,627.98 | -20.61% | 2,288,808,970.68 | 1,969,200,940.00 |
| | 884,540,139.70 | 1,368,610,982.38 | 986,763,415.45 | -10.36% | 1,223,911,172.26 | 904,585,664.83 |

2019 12 19

[2019 235]

2016 2017 2018

| | | | | |
|--|-----------------|----------------|----------------|-----------------|
| | | | | |
| | 207,096,971.83 | 247,539,808.90 | 179,954,028.36 | 361,664,990.67 |
| | 11,242,923.71 | 60,882,610.22 | -18,968,879.41 | -154,403,349.98 |
| | -18,012,973.30 | 53,961,866.51 | -26,283,238.61 | -255,832,941.83 |
| | -153,995,482.42 | 9,124,126.81 | -42,765,254.64 | 191,182,829.96 |

1

2

| | | | | |
|--|----------------|---------------|---------------|--|
| | 2019 | 2018 | 2017 | |
| | -17,371,359.18 | 1,116,846.64 | 409,788.88 | |
| | 20,207,863.83 | 29,947,207.29 | 11,425,900.00 | |
| | | 5,172,650.55 | | |
| | | 1,032,864.38 | 405,592.85 | |

| | | | | |
|--|----------------|----------------|---------------|----|
| | 27,914,967.19 | 146,709,347.81 | | |
| | 116,395,350.83 | 75,579,611.89 | 77,514,716.85 | |
| | 2,226,230.90 | 27,264,836.01 | 12,257,906.25 | |
| | | | 12,000.00 | |
| | 144,920,591.77 | 232,293,692.55 | 77,486,092.33 | -- |

1

1

1

1

| | |
|--|--------|
| | |
| | 32.39% |
| | 100% |

| | | | | |
|----|--|---------|---------------------|------------|
| 1 | | DPI | ZL 2014 1 0608640.0 | 2019 1 22 |
| 2 | | DNS | ZL 2014 1 0606547.6 | 2019 1 22 |
| 3 | | | ZL 2016 1 0978916.3 | 2019 3 5 |
| 4 | | KB7-001 | ZL 2016 1 0982790.7 | 2019 3 5 |
| 5 | | Linux | ZL 2014 1 0603601.1 | 2019 4 5 |
| 6 | | | ZL 2014 1 0555208.X | 2019 4 16 |
| 7 | | 4G | ZL 2014 1 0555488.4 | 2019 4 16 |
| 8 | | | ZL 2015 1 0149814.6 | 2019 5 17 |
| 9 | | WLAN | ZL 2015 1 0149295.3 | 2019 6 7 |
| 10 | | VPN | ZL 2016 1 1006032.8 | 2019 7 12 |
| 11 | | | ZL 2016 1 0956895.5 | 2019 7 23 |
| 12 | | | ZL 2015 1 0703207.X | 2019 8 2 |
| 13 | | CDN IP | ZL 2015 1 0677263.0 | 2019 8 2 |
| 14 | | HTTPS | ZL 2016 1 0988679.9 | 2019 8 9 |
| 15 | | | ZL 2016 1 1095169.5 | 2019 10 15 |
| 16 | | | ZL 2015 1 0924912.2 | 2019 11 22 |
| 17 | | | ZL 2016 1 1012537.5 | 2019 11 22 |
| 18 | | iOS MAC | ZL 2016 1 1115266.6 | 2019 12 6 |
| 19 | | IP | ZL 2017 1 0599183.7 | 2019 9 17 |
| 20 | | B7-042 | ZL 2016 1 0982790.7 | 2019 3 5 |
| 21 | | HTTPS | ZL 2016 1 0988679.9 | 2019 8 9 |

5

19

311

1

2

1

| | 2019 | | 2018 | | |
|--|----------------|--------|------------------|--------|---------|
| | | | | | |
| | 996,255,799.76 | 100% | 1,179,189,736.12 | 100% | -15.51% |
| | 396,016,664.76 | 39.75% | 548,314,749.81 | 46.50% | -27.78% |
| | 326,719,516.23 | 32.79% | 322,783,262.01 | 27.37% | 1.22% |
| | 268,204,099.97 | 26.92% | 302,261,286.69 | 25.63% | -11.27% |
| | 5,315,518.80 | 0.53% | 5,830,437.61 | 0.49% | -8.83% |
| | 396,016,664.76 | 39.75% | 548,314,749.81 | 46.50% | -27.78% |
| | 326,719,516.23 | 32.79% | 322,783,262.01 | 27.37% | 1.22% |
| | 268,204,099.97 | 26.92% | 302,261,286.69 | 25.63% | -11.27% |
| | 5,315,518.80 | 0.53% | 5,830,437.61 | 0.49% | -8.83% |
| | 93,956,925.58 | 9.43% | 27,619,062.09 | 2.34% | 240.19% |
| | 31,151,117.14 | 3.13% | 64,870,505.00 | 5.50% | -51.98% |
| | 158,990,028.88 | 15.96% | 300,193,917.90 | 25.46% | -47.04% |
| | 250,760,478.70 | 25.17% | 220,764,321.98 | 18.72% | 13.59% |
| | 202,057,025.90 | 20.28% | 187,060,282.80 | 15.86% | 8.02% |
| | 98,785,424.17 | 9.92% | 144,523,042.70 | 12.26% | -31.65% |
| | 68,561,783.41 | 6.88% | 54,899,915.55 | 4.66% | 24.89% |
| | 91,993,015.98 | 9.23% | 179,258,688.10 | 15.20% | -48.68% |

12

| | 2019 | | | | 2018 | | | |
|--|----------------|----------------|----------------|-----------------|----------------|----------------|----------------|----------------|
| | | | | | | | | |
| | 207,096,971.83 | 247,539,808.90 | 179,954,028.36 | 361,664,990.67 | 214,070,386.50 | 334,581,308.10 | 295,584,630.30 | 334,953,411.22 |
| | 11,242,923.71 | 60,882,610.22 | -18,968,879.41 | -154,403,349.98 | 11,541,160.50 | 63,166,374.20 | 35,776,734.10 | 103,974,007.53 |

| | ISBN-978-7-89404-206-4/ISBN-978-7-89988-167-5 | | | | | | 7,299,267.65 | 2.72% | 10,652.55 | 0.01% | 0.01% |
|--|---|--|--|--|--|--|----------------|--------|---------------|--------|--------|
| | ISBN 978-7-89988-669-4 | | | | | | 132,885,415.10 | 49.55% | 65,557,206.41 | 58.72% | 75.58% |
| | ISBN 978-7-7979-7965-8 | | | | | | 26,743,561.32 | 9.97% | 13,625,443.28 | 12.20% | 15.71% |
| | ISBN 978-7-498-06926-9 | | | | | | 15,939,707.59 | 5.94% | 6,957,599.46 | 6.23% | 8.02% |
| | ISBN 978-7-7979-4990-3 | | | | | | 6,109,514.27 | 2.28% | 592,354.25 | 0.53% | 0.68% |

| | | | | | ARPU | |
|--|--|--------|---------|--------|------|--------------|
| | | 10,130 | 208,875 | 14,073 | 503 | 7,074,107.24 |
| | | 8,073 | 120,141 | 12,825 | 320 | 4,105,146.09 |
| | | 7,714 | 102,480 | 12,154 | 411 | 4,996,358.56 |
| | | 7,470 | 197,930 | 12,231 | 359 | 4,393,653.28 |

| | | | | | | |
|--|--|---------|---------|--------|-----|---------------|
| | | 282,826 | 331,730 | 46,113 | 108 | 35,704,320.00 |
| | | 115,211 | 127,944 | 9,185 | 104 | 13,253,428.00 |
| | | 119,520 | 127,966 | 7,307 | 58 | 7,404,526.00 |
| | | 126,390 | 134,414 | 4,907 | 46 | 6,199,095.32 |
| | | 104,110 | 110,027 | 3,902 | 47 | 5,163,867.00 |
| | | 43,233 | 52,948 | 5,135 | 124 | 6,580,600.00 |
| | | 24,059 | 31,345 | 3,507 | 140 | 4,387,082.00 |
| | | 78,069 | 84,023 | 56,821 | 48 | 3,999,538.00 |
| | | 7,159 | 11,885 | 2,107 | 261 | 3,100,818.00 |
| | | 24,797 | 38,236 | 3,104 | 105 | 4,025,812.00 |
| | | 11,789 | 19,915 | 1,547 | 94 | 1,881,288.20 |
| | | 9,542 | 13,725 | 1,073 | 78 | 1,075,677.00 |
| | | 6,683 | 9,639 | 686 | 67 | 645,118.00 |

2

10%

| | | | | | | |
|--|----------------|----------------|--------|---------|---------|---------|
| | | | | | | |
| | | | | | | |
| | 396,016,664.76 | 197,280,316.87 | 50.18% | -27.78% | -35.98% | 6.39% |
| | 326,719,516.23 | 121,534,253.10 | 62.80% | 1.22% | -24.21% | 12.48% |
| | 268,204,099.97 | 62,553,075.30 | 76.68% | -11.27% | -50.39% | 18.39% |
| | 5,315,518.80 | 5,291,174.23 | 0.46% | -8.83% | 242.42% | -73.04% |
| | | | | | | |
| | 396,016,664.76 | 197,280,316.87 | 50.18% | -27.78% | -35.98% | 6.39% |
| | 326,719,516.23 | 121,534,253.10 | 62.80% | 1.22% | -24.21% | 12.48% |
| | 268,204,099.97 | 62,553,075.30 | 76.68% | -11.27% | -50.39% | 18.39% |
| | 5,315,518.80 | 5,291,174.23 | 0.46% | -8.83% | 242.42% | -73.04% |
| | | | | | | |
| | 93,956,925.58 | 62,232,776.55 | 33.76% | 240.19% | 706.39% | -38.29% |
| | 31,151,117.14 | 12,871,957.44 | 58.68% | -51.98% | -58.30% | 6.26% |
| | 158,990,028.87 | 42,941,309.14 | 72.99% | -47.04% | -79.06% | 41.30% |
| | 250,760,478.70 | 76,558,236.32 | 69.47% | 13.59% | 12.45% | 0.31% |

| |
|--------|
| -2.60% |
| 5.46% |
| 13.96% |
| 21.59% |

| |
|--------|
| |
| |
| 6.39% |
| 12.48% |

4

5

| | | 2019 | | 2018 | | |
|--|--|----------------|--------|----------------|--------|---------|
| | | | | | | |
| | | 197,280,316.87 | 51.02% | 308,176,132.19 | 51.69% | -35.98% |

| | | |
|--|--|--------|
| | | 16.48% |
| | | 0.00% |

5

| 1 | | 64,052,392.60 | 6.43% |
|---|----|----------------|--------|
| 2 | | 29,793,952.62 | 2.99% |
| 3 | | 29,286,345.60 | 2.94% |
| 4 | | 20,810,650.00 | 2.09% |
| 5 | | 20,241,882.08 | 2.03% |
| | -- | 164,185,222.90 | 16.48% |

| | | |
|--|--|---------------|
| | | 93,493,827.61 |
| | | 24.18% |
| | | 0.00% |

5

| 1 | | 27,553,610.00 | 7.13% |
|---|--|---------------|-------|
| 2 | | 21,242,153.91 | 5.49% |
| 3 | | 18,793,109.44 | 4.86% |

| | | | |
|----|----------------|--------|--|
| 71 | 168,506,692.84 | 17.22% | |
|----|----------------|--------|--|

19,751.53 17.22% 19.83%

| | 2019 | 2018 | 2017 |
|--|----------------|----------------|----------------|
| | 1,048 | 1,253 | 943 |
| | 64.57% | 62.80% | 57.96% |
| | 197,515,252.71 | 168,506,692.84 | 136,866,039.64 |
| | 19.83% | 14.29% | 13.43% |
| | 0.00 | 0.00 | 0.00 |
| | 0.00% | 0.00% | 0.00% |
| | 0.00% | 0.00% | 0.00% |

12

5

| | 2019 | 2018 | |
|--|------------------|------------------|----------|
| | 1,096,879,216.04 | 1,315,742,892.08 | -16.63% |
| | 1,093,332,996.33 | 1,385,613,519.02 | -21.09% |
| | 3,546,219.71 | -69,870,626.94 | -105.08% |
| | 347,032,916.81 | 437,538,949.89 | -20.69% |
| | 284,061,193.46 | 393,536,018.66 | -27.82% |
| | 62,971,723.35 | 44,002,931.23 | 43.11% |
| | 117,885,400.00 | 338,156,850.60 | |

| | | | |
|--|----------------|----------------|---------|
| | -40,352,859.71 | -22,916,539.52 | -76.09% |
|--|----------------|----------------|---------|

| | | | | |
|--|-----------------|----------|--|--|
| | | | | |
| | 29,754,888.12 | -27.58% | | |
| | 73,547.95 | -0.07% | | |
| | -252,813,776.50 | 234.35% | | |
| | 117,606,382.60 | -109.02% | | |
| | 6,344,118.62 | -5.88% | | |
| | 43,147,308.80 | -40.00% | | |

1

2019

| | 2019 | | 2019 | | | |
|--|----------------|--------|----------------|--------|--------|--|
| | | | | | | |
| | 291,455,025.10 | 18.08% | 306,197,814.63 | 15.08% | 3.00% | |
| | 455,038,516.33 | 28.22% | 469,015,264.69 | 23.10% | 5.12% | |
| | 145,008,884.06 | 8.99% | 168,834,572.65 | 8.31% | 0.68% | |
| | 60,121,686.89 | 3.73% | 75,182,784.57 | 3.70% | 0.03% | |
| | 58,938,438.16 | 3.66% | 22,998,517.23 | 1.13% | 2.53% | |
| | 182,529,430.77 | 11.32% | 173,735,098.23 | 8.56% | 2.76% | |
| | | 0.00% | | 0.00% | 0.00% | |
| | 70,000,000.00 | 4.34% | 100,000,000.00 | 4.92% | -0.58% | |

| | | | | | | |
|--|---------------|-------|----------------|--------|---------|--|
| | | 0.00% | 50,000,000.00 | 2.46% | -2.46% | |
| | 42,699,835.80 | 2.65% | 293,744,642.67 | 14.46% | -11.81% | |

2

3

1 4,297,660.55
2 36,485,832.47

1

| | | |
|---------------|---------------|---------|
| | | |
| 66,000,000.00 | 30,000,000.00 | 120.00% |

2

3

4

5

1

2

| | | | | | | | | | | | | | |
|--|--|---------------|--------------|--------------|----|--|--|--|--|--|--|---------------|---|
| | | | | | | | | | | | | | |
| | | 2019 04 02 | 4,913.0 7 | 2,056.4 8 | -- | | | | | | | 2019 04 02 | http://www.cninfo.com.cn/new/index |

10%

| | | | | | | | | |
|--|--|--|----------------|----------------|----------------|----------------|---------------|---------------|
| | | | | | | | | |
| | | | 100,000,000.00 | 397,059,245.71 | 200,869,068.48 | 147,651,470.48 | 10,486,260.94 | 11,011,648.65 |
| | | | 100,000,000.00 | 471,533,805.28 | 269,957,373.24 | 326,720,665.70 | 66,724,937.15 | 63,948,708.46 |
| | | | 10,000,000.00 | 43,305,085.46 | 35,441,530.35 | 10,566,309.1 | 1,341,972.57 | 11,606,616.10 |

11,694,737.00

| | | |
|--|--|--|
| | | |
| | | |

1

2017 2019

2016 11

2019 3

2019 5

2.0

2019 12 1

2019

2021

1,648.9

926.8

3

2020

1

7

2019 8

2019 10

2019 10 12

2019

2017

8

2015 8

1

| | |
|--|--|
| | |
| | |
| | |
| | |
| | |
| | |
| | |

| | |
|--|-----------------|
| | 679,988,821 |
| | 0.00 |
| | 0.00 |
| | 0 |
| | -141,887,277.87 |
| | 0.00% |
| | |
| | |
| | |

| | | | | |
|------|----------------|-----------------|--|-----------------|
| | | 2019 | | -101,246,695.46 |
| | | 12,416,956.48 | | 157,513,664.60 |
| 2019 | | -107,517,673.51 | | -141,887,277.87 |
| | 327,356,168.90 | | | |
| | | 2019 | | 2019 |

3

1 2019

2 2018 2018 12 31 680,036,042 10 0.3


3 2017 2017 12 31 447,930,709 10

0.3 447,930,709 10 5

| | | | | | | | |
|------|---------------|-----------------|--------|------|-------|---------------|--------|
| | | | | | | | |
| 2019 | 0.00 | -101,246,695.46 | 0.00% | 0.00 | 0.00% | 0.00 | 0.00% |
| 2018 | 20,052,381.48 | 214,458,276.33 | 9.35% | 0.00 | 0.00% | 20,052,381.48 | 9.35% |
| 2017 | 13,436,566.90 | 109,037,648.32 | 12.32% | 0.00 | 0.00% | 13,436,566.90 | 12.32% |

1

| | | | | | |
|--|--|--|--|------------|--|
| | | | | | |
| | | | | | |
| | | | | 2014 08 29 | |



| | | | | | | |
|--|--|-----|---|-----|----|---------|
| | | | | | | |
| | | () | | | | |
| | | | 1 | | | |
| | | | 2 | | | |
| | | | 3 | | | |
| | | | 4 | | | |
| | | | | 5 | | |
| | | | | () | | |
| | | 1 | | | | |
| | | | | | 60 | 2 |
| | | | | | | 2014 08 |
| | | | | | | 29 |
| | | | | | | |
| | | | 3 | | | |
| | | | | | | 3 |

| | | | | | |
|--|--|--|-----------------------|---------------|--|
| | | | 3 | | |
| | | | 1 | | |
| | | | 2 | 2014 08 29 | |
| | | | 3 | | |
| | | | | 2010 02 10 | |
| | | | " [2003 56] " | 2010 09 29 | |
| | | | 2010 1 10 | 2010 01 10 | |

| | | | | | | | |
|--|--|--|--|--|--|--|----------|
| | | | | | | | ew/index |
|--|--|--|--|--|--|--|----------|

| | | | | | | | | |
|---|--------|------|------|------|--|-------|-------|-------|
| 1 | | 2017 | 2018 | 2019 | | 4,000 | 5,000 | 6,000 |
| | 15,000 | | | | | | | |
| 2 | | 2017 | 2018 | 2019 | | 3,500 | 4,550 | 5,460 |
| | 13,510 | | | | | | | |

| | | | |
|--|----------------|-----------------|----------------|
| | | | |
| | 469,067,642.20 | -52,377.51 | 469,015,264.69 |
| | 79,344,371.76 | 2,554,436.77 | 81,898,808.53 |
| | 184,380,389.74 | 43,828,685.17 | 228,209,074.91 |
| | 674,691,462.57 | -380,946,819.90 | 293,744,642.67 |
| | 37,463,129.35 | -19,740,547.25 | 17,722,582.10 |
| | 266,187,000.19 | 25,903,802.40 | 292,090,802.59 |
| | 164,479,215.91 | -3,848,518.64 | 160,630,697.27 |
| | 63,564,624.99 | 805,612.70 | 64,370,237.69 |
| | 154,492,271.46 | 4,630,047.75 | 159,122,319.21 |
| | | 43,828,685.17 | 43,828,685.17 |

| | |
|--|---|
| | |
| | 0 |
| | |
| | |
| | |

2020 2 10

2019

2020 2 26

2020

2019

| () | | | () | () | () | | |
|-----|-----------|--|-----|-----|-----|---------------|---|
| | 12,989.84 | | | | | 2019 08 03 | http://www.cninfo.com.cn/new/index |
| | 18,310.57 | | | | | 2019 12 | |

| | | | | | | | |
|--|--------|--|------------------|---------|--|---------|---|
| | | | | | | 31 | http://www.cninfo.com.cn/new/index |
| | 76.21 | | 5 1 1 2 | | | 5 | |
| | 147.73 | | | 34.6598 | | 34.6598 | |
| | 72.56 | | | | | | |

| | | | | | | | |
|---|--|--|--|--|--|---------------|---|
| / | | | | | | | |
| | | | | | | 2019 12 20 | http://www.cninfo.com.cn/new/index |

5%

<http://www.cninfo.com.cn/new/index>

12

1

2

3

4

5

1

1

2

3

2

1

| | | | | | | | | |
|--|---------------|-------|--------------|-------|--|--|--|--|
| | | | | | | | | |
| | | | | | | | | |
| | | | | | | | | |
| | | | | | | | | |
| | 2018 06 21 | 4,000 | 2018 07 23 | 2,000 | | | | |
| | 2018 21 | |) 2018 07 23 | 1,000 | | | | |

| | | | | | | | | | |
|----------|---------------|--------|----------|---|--|--|--|-------|-------|
| | 2019 08 27 | 2,000 | | 0 | | | | | |
| | 2019 12 20 | 5,000 | | 0 | | | | | |
| B1 | | 7,000 | B2 | | | | | 1,000 | |
| B3 | | 19,000 | B4 | | | | | 2,000 | |
| | | | | | | | | | |
| | | | | | | | | | |
| A1+B1+C1 | | 7,000 | A2+B2+C2 | | | | | 1,000 | |
| A3+B3+C3 | | 19,000 | A4+B4+C4 | | | | | 2,000 | |
| A4+B4+C4 | | | | | | | | | 2.26% |
| | | | | | | | | | |
| D | | | | | | | | | 0 |
| E 70% | | | | | | | | | 0 |
| 50% F | | | | | | | | | 0 |
| D+E+F | | | | | | | | | 0 |
| | | | | | | | | | |

3

1

| | | 22,221 | 3,100 | 0 |
|--|--|--------|-------|---|
| | | 22,221 | 3,100 | 0 |

2

4

1

2

1

| | | | |
|--|--|-----------|-------|
| | | | |
| | | 2017.9.12 | 800 |
| | | 2019.7.4 | 1,000 |
| | | 2019.7.30 | 310 |
| | | | 2,110 |

| | | | | |
|---|--|-----------|-----------|-----------|
| | | | | |
| | | 2016.4.26 | 20,106.58 | 9,935.90 |
| Wise Talent Information Technology Co., Ltd | | 2015.7.20 | 2,403.64 | 1,191.35 |
| | | | 22,510.22 | 11,127.25 |

| | | | |
|--|--|--------|-----|
| | | | |
| | | 2015.8 | 475 |

100

2019 4 8

1

| | 237,229,225 | 34.88% | 1,222,682 | | | -27,497,111 | -26,274,429 | 210,954,796 | 31.02% |
|---|-------------|---------|-----------|--|--|-------------|-------------|-------------|---------|
| 1 | | 0.00% | | | | | | | 0.00% |
| 2 | | 0.00% | | | | | | | 0.00% |
| 3 | 237,098,010 | 34.87% | 1,222,682 | | | -27,431,504 | -26,208,822 | 210,889,188 | 31.01% |
| | | 0.00% | | | | | | | 0.00% |
| | 237,098,010 | 34.87% | 1,222,682 | | | -27,431,504 | -26,208,822 | 210,889,188 | 31.01% |
| 4 | 131,215 | 0.02% | | | | -65,607 | -65,607 | 65,608 | 0.01% |
| | | 0.00% | | | | | | | 0.00% |
| | 131,215 | 0.02% | | | | -65,607 | -65,607 | 65,608 | 0.01% |
| | 442,806,817 | 65.12% | | | | 26,227,208 | 26,227,208 | 469,034,025 | 68.98% |
| 1 | 442,806,817 | 65.12% | | | | 26,227,208 | 26,227,208 | 469,034,025 | 68.98% |
| 2 | | 0.00% | | | | | | | 0.00% |
| 3 | | 0.00% | | | | | | | 0.00% |
| 4 | | 0.00% | | | | | | | 0.00% |
| | 680,036,042 | 100.00% | 1,222,682 | | | -1,269,903 | -47,221 | 679,988,821 | 100.00% |

2

| | 212,832,965 | | 15,000,001 | 197,832,964 | | 25% |
|--|-------------|--|------------|-------------|--|-----|

| | | | | | | |
|--|-------------|-----------|------------|-------------|----|----|
| | 4,232,124 | | 111,830 | 4,120,294 | | |
| | 2,465,883 | | 111,830 | 2,354,053 | | |
| | 1,710,892 | 13 | 1,382,868 | 328,037 | | |
| | 216,206 | 167,482 | 108,103 | 275,585 | | |
| | 342,947 | | 85,737 | 257,210 | | |
| | 328,037 | | 82,009 | 246,028 | | |
| | 269,885 | 30,000 | 134,942 | 164,943 | | |
| | 184,893 | 30,000 | 92,446 | 122,447 | | |
| | 216,206 | | 108,103 | 108,103 | | |
| | 14,429,187 | 995,200 | 10,279,255 | 5,145,132 | | |
| | 237,229,225 | 1,222,695 | 27,497,124 | 210,954,796 | -- | -- |

1

2

1 2019 1 10

2018

2 2019 4 25

18

925,166

3 2018

32

1,269,903

2019 6 12

4 2019 6 17


10

532,202

<http://www.cninfo.com.cn/new/index>

3

1



| | | | |
|----------|-----------|----|------------|
| | 4,493,071 | | 4,493,071 |
| | 3,492,743 | | 3,492,743 |
| | 2,701,300 | | 2,701,300 |
| | 2,145,594 | | 2,145,594 |
| 10 10 | | 10 | |
| 5 | 447 | | |
| | 5,587,300 | | 67,600 |
| | | | 3,425,143 |
| | | | 7,612,300 |
| | | | 7,938,200 |
| | | | 23,504,400 |
| | | | 10,494,454 |

10 10

10 10

2

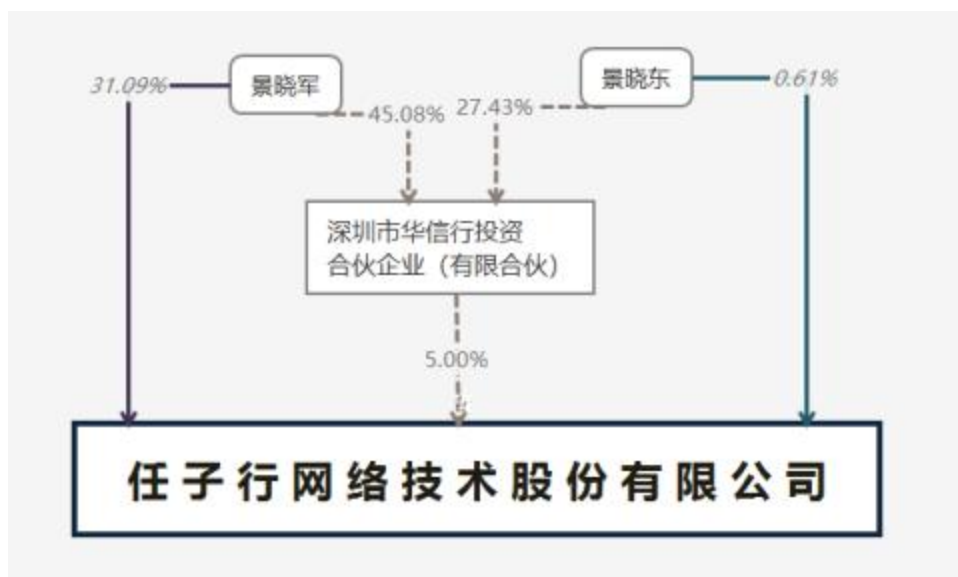
| | | |
|--|--|--|
| | | |
| | | |
| | | |
| | | |

3

;

| | | | |
|--|--|--|--|
| | | | |
| | | | |
| | | | |

| | | | |
|----|--|--|--|
| | | | |
| | | | |
| 10 | | | |



4 10%

5



| | | | | | |
|--|--|--|------------|--|--|
| | | | 2018 01 13 | | |
| | | | 2019 11 21 | | |
| | | | 2019 12 20 | | |
| | | | | | |
| | | | 2016 09 20 | | |
| | | | 2012 12 01 | | |
| | | | 2018 09 01 | | |

| | | | | | | |
|--|--|--|----|--|--------|--|
| | | | 39 | | 123.19 | |
| | | | 39 | | 55.46 | |

|

| | | | | | | | | | | |
|---|-----------|-------------|----------|----|----|-------------|---------|---|----------|-----------|
| | | 0 | 0 | 0 | 0 | 74,554 | 0 | 0 | 4.6145 | 74,554 |
| | | 0 | 0 | 0 | 0 | 328,037 | 0 | 0 | 4.6145 | 328,037 |
| | -- | 0 | 0 | -- | -- | 2,102,418 | 849,914 | 0 | -- | 1,252,504 |
| 1 | 2018 6 19 | 2018 | | | | | | | | |
| | | 2018 6 20 | | | | 447,930,709 | | | | |
| | | 456,070,709 | | | | | | | | |
| | 2018 6 25 | 2017 | | | | 456,070,709 | | | | |
| | 10 | 0 | 0.294645 | | 10 | 4.910759 | | | | |
| 3 | | | | | | 141 | | | 210.2418 | |

1

| | |
|--|-------|
| | 938 |
| | 685 |
| | 1,623 |
| | 1,623 |
| | 0 |
| | |
| | 0 |
| | 271 |
| | 1,048 |
| | 33 |
| | 271 |
| | 1,623 |
| | |
| | 120 |
| | 1,029 |
| | 422 |
| | 52 |
| | 1,623 |

2

12

3

1

2

<http://www.cninfo.com.cn/new/index>

7

1

| 2019 | | 45.07% | 2019 01 07 | 2019 01 07 | http://www.cninfo.com.cn/new/index |
|------|--|--------|------------|------------|---|

| | | | | | |
|------|--|--------|------------|------------|---|
| 2018 | | 40.19% | 2019 05 20 | 2019 05 20 | http://www.cninfo.com.cn/new/index |
| 2019 | | 37.86% | 2019 07 03 | 2019 07 03 | http://www.cninfo.com.cn/new/index |

2

1

| | 3 | 0 | 3 | 0 | 0 | | 1 |
|--|---|---|---|---|---|--|---|
| | 3 | 1 | 2 | 0 | 0 | | 0 |
| | 3 | 0 | 3 | 0 | 0 | | 2 |
| | 6 | 1 | 5 | 0 | 0 | | 1 |
| | 6 | 0 | 6 | 0 | 0 | | 1 |
| | 6 | 3 | 3 | 0 | 0 | | 0 |

2

3

1

2

| | |
|--|---|
| | 2020 04 30 |
| | http://www.cninfo.com.cn/new/index |
| | 100.00% |
| | 100.00% |
| | |
| | |



| | |
|--|-------------|
| | |
| | 2020 04 28 |
| | |
| | 2020 040283 |
| | |

| | | |
|--|----------------|----------------|
| | | |
| | 291,455,025.10 | 306,197,814.63 |
| | | |
| | | |
| | 31,073,547.95 | |
| | | |
| | | |
| | 8,141,998.45 | 27,251,568.28 |
| | 455,038,516.33 | 469,015,264.69 |
| | | |
| | 60,404,866.96 | 81,898,808.53 |
| | | |
| | | |
| | | |
| | 39,529,499.82 | 19,045,849.81 |
| | | |
| | | |
| | | |
| | 145,008,884.06 | 168,834,572.65 |
| | | |
| | 56,000,000.00 | |

| | | |
|--|------------------|------------------|
| | | |
| | 60,121,686.89 | 75,182,784.57 |
| | 182,529,430.77 | 173,735,098.23 |
| | | |
| | | |
| | | |
| | 11,177,991.37 | 16,532,317.68 |
| | | |
| | 42,699,835.80 | 293,744,642.67 |
| | 2,587,509.58 | 12,321,741.71 |
| | 27,595,225.15 | 17,722,582.10 |
| | | |
| | 520,272,705.69 | 840,446,759.10 |
| | 1,612,229,072.76 | 2,030,734,627.98 |
| | | |
| | 70,000,000.00 | 100,000,000.00 |
| | | |
| | | |
| | | |
| | | |
| | | 8,319,053.00 |
| | 248,182,107.26 | 292,090,802.59 |
| | 125,963,864.11 | 160,630,697.27 |
| | | |
| | | |
| | | |
| | | |
| | 71,094,746.87 | 60,343,908.61 |
| | 42,413,270.53 | 64,370,237.69 |
| | 42,145,924.97 | 17,212,623.91 |

| | | |
|--|----------------|----------------|
| | | |
| | 17,201.38 | 260,032.98 |
| | | |
| | | |
| | 20,508,975.30 | 28,123,700.00 |
| | 4,808,901.05 | 4,636,460.99 |
| | 625,117,790.09 | 735,727,484.06 |
| | | |
| | | 50,000,000.00 |
| | | |
| | | |
| | | 159,122,319.21 |
| | | |
| | 36,535,399.99 | 39,303,666.71 |
| | 803,624.69 | 1,604,365.51 |
| | | |
| | 37,339,024.68 | 250,030,351.43 |
| | 662,456,814.77 | 985,757,835.49 |
| | | |
| | 673,630,150.00 | 680,036,042.00 |
| | | |
| | | |
| | 157,513,664.60 | 180,154,396.11 |
| | 1,764,975.30 | 56,247,400.00 |
| | -6,360,000.00 | 43,828,685.17 |
| | | |
| | 49,104,343.92 | 49,104,343.92 |
| | | |

| | | |
|--|------------------|------------------|
| | 12,416,956.48 | 89,887,348.25 |
| | 884,540,139.70 | 986,763,415.45 |
| | 65,232,118.29 | 58,213,377.04 |
| | 949,772,257.99 | 1,044,976,792.49 |
| | 1,612,229,072.76 | 2,030,734,627.98 |

| | | |
|--|------------------|------------------|
| | | |
| | 714,261,751.12 | 926,608,296.92 |
| | 60,500,000.00 | |
| | | |
| | 60,121,686.89 | 75,182,784.57 |
| | 92,005,036.90 | 82,630,204.65 |
| | | |
| | | |
| | | |
| | 3,276,346.59 | 2,552,241.52 |
| | | |
| | | |
| | 902,190.64 | 1,596,506.88 |
| | 22,195,126.08 | 14,386,836.70 |
| | | |
| | 953,262,138.22 | 1,234,683,358.18 |
| | 1,660,574,423.25 | 2,009,969,980.03 |
| | | |
| | 62,458,383.21 | 85,451,208.63 |
| | | |
| | | |
| | | |
| | | 8,319,053.00 |
| | 268,766,162.34 | 289,197,722.12 |
| | 36,798,886.23 | 77,961,947.44 |
| | | |
| | 31,899,790.35 | 26,543,104.31 |
| | 29,481,706.91 | 44,406,631.63 |
| | | |
| | 272,535,077.07 | 192,515,348.13 |

| | | |
|--|----------------|----------------|
| | 20,508,975.30 | 28,123,700.00 |
| | 722,448,981.41 | 752,518,715.26 |

| | | |
|---|----------------|------------------|
| | 996,255,799.76 | 1,179,189,736.12 |
| | 996,255,799.76 | 1,179,189,736.12 |
| | | |
| | | |
| | | |
| | 971,933,621.87 | 1,132,908,766.85 |
| | 386,658,819.50 | 596,178,159.80 |
| | | |
| | | |
| | | |
| | | |
| | | |
| | 8,281,514.99 | 12,271,747.90 |
| | 253,649,320.65 | 225,965,368.06 |
| | 125,018,232.63 | 123,206,762.43 |
| | 197,515,252.71 | 168,506,692.84 |
| | 810,481.39 | 6,780,035.82 |
| | 10,827,488.48 | 13,016,448.60 |
| | 9,555,292.21 | 6,665,728.94 |
| | 43,147,308.80 | 74,147,016.28 |
| | 29,754,888.12 | 150,379,484.12 |
| | 1,839,920.93 | 36,209.07 |
| | | |
| - | | |
| | | |
| | 73,547.95 | |
| - | -53,058,331.98 | |

| | | |
|----|-----------------|-----------------|
| - | -252,813,776.54 | -107,391,675.17 |
| - | -28,197.98 | 53,283.78 |
| | -208,602,383.74 | 163,469,078.28 |
| | 117,606,382.58 | 74,253,997.99 |
| | 6,344,118.62 | 393,697.13 |
| | -97,340,119.78 | 237,329,379.14 |
| | 3,823,552.35 | 23,922,274.52 |
| | -101,163,672.13 | 213,407,104.62 |
| | | |
| 1. | -102,443,541.37 | 213,407,104.62 |
| 2. | 1,279,869.24 | |
| | | |
| 1. | -101,246,695.46 | 214,458,276.33 |
| 2. | 83,023.33 | -1,051,171.71 |
| | -6,360,000.00 | -137,814,914.83 |
| | -6,360,000.00 | -137,814,914.83 |
| | -6,360,000.00 | |
| 1. | | |
| 2. | | |
| 3. | -6,360,000.00 | |
| 4. | | |
| 5. | | |
| | | -137,814,914.83 |
| 1. | | |
| 2. | | |

| | | |
|----|-----------------|-----------------|
| | | |
| 3. | | -137,814,914.83 |
| 4. | | |
| 5. | | |
| 6. | | |
| 7. | | |
| 8. | | |
| 9. | | |
| | | |
| | -107,523,672.13 | 75,592,189.79 |
| | -107,606,695.46 | 76,643,361.50 |
| | 83,023.33 | -1,051,171.71 |
| | | |
| | -0.1489 | 0.3173 |
| | -0.1489 | 0.3173 |

4

| | 2019 | 2018 |
|--|----------------|----------------|
| | 443,234,727.79 | 518,605,975.65 |
| | 329,150,332.84 | 397,062,737.88 |
| | 3,720,559.67 | 4,182,074.86 |
| | 69,186,030.22 | 93,242,175.69 |
| | 59,515,017.09 | 67,535,603.14 |
| | 69,399,644.93 | 62,326,102.22 |
| | -4,868,808.76 | 1,709,607.76 |
| | 3,638,137.58 | 11,511,804.17 |

| | | |
|----|-----------------|-----------------|
| | 8,679,554.27 | 10,056,997.33 |
| | 25,188,984.50 | 38,392,253.56 |
| | 116,246,577.68 | 250,815,988.47 |
| | 158,149.07 | 36,209.07 |
| - | | |
| | | |
| | 73,547.95 | |
| - | -22,269,469.67 | |
| - | -251,044,806.87 | -83,954,707.65 |
| - | 8,518.05 | -79.33 |
| | -214,664,696.56 | 97,801,129.15 |
| | 104,833,695.11 | 47,832,133.74 |
| | 5,314,764.59 | 308,242.24 |
| | -115,145,766.04 | 145,325,020.65 |
| | -7,628,092.53 | 4,007,867.33 |
| | -107,517,673.51 | 141,317,153.32 |
| | -107,517,673.51 | 141,317,153.32 |
| | | |
| | | -137,814,914.83 |
| | | |
| 1. | | |
| 2. | | |
| 3. | | |

| | | |
|----|-----------------|-----------------|
| | | |
| 4. | | |
| 5. | | |
| | | -137,814,914.83 |
| 1. | | |
| 2. | | |
| 3. | | -137,814,914.83 |
| 4. | | |
| 5. | | |
| 6. | | |
| 7. | | |
| 8. | | |
| 9. | | |
| | -107,517,673.51 | 3,502,238.49 |
| | | |
| | | |

5

| | 2019 | 2018 |
|--|------------------|------------------|
| | | |
| | 1,008,457,440.53 | 1,196,669,263.82 |
| | | |
| | | |
| | | |

| | | |
|--|------------------|------------------|
| | | |
| | | |
| | | |
| | | |
| | | |
| | | |
| | | |
| | 27,251,838.29 | 50,430,519.24 |
| | 61,169,937.22 | 68,643,109.02 |
| | 1,096,879,216.04 | 1,315,742,892.08 |
| | 466,678,039.14 | 787,976,308.76 |
| | | |
| | | |
| | | |
| | | |
| | | |
| | | |
| | 304,572,332.47 | 305,114,039.88 |
| | 94,344,353.15 | 108,313,449.03 |
| | 227,738,271.57 | 184,209,721.35 |

| | | |
|--|-----------------|----------------|
| | 201,810,000.00 | 381,995,457.58 |
| | | |
| | 54,942,419.41 | |
| | | 2,275,059.12 |
| | 284,061,193.46 | 393,536,018.66 |
| | 62,971,723.35 | 44,002,931.23 |
| | | |
| | 7,760,000.00 | 60,156,850.60 |
| | 7,760,000.00 | |
| | 110,000,000.00 | 278,000,000.00 |
| | 125,400.00 | |
| | 117,885,400.00 | 338,156,850.60 |
| | 190,000,000.00 | 303,000,000.00 |
| | 27,976,972.79 | 28,205,694.41 |
| | | |
| | 7,851,258.21 | 4,000,000.00 |
| | 225,828,231.00 | 335,205,694.41 |
| | -107,942,831.00 | 2,951,156.19 |
| | 1,072,028.23 | |
| | -40,352,859.71 | -22,916,539.52 |
| | 291,055,391.79 | 313,971,931.31 |
| | 250,702,532.08 | 291,055,391.79 |

6

| | 2019 | 2018 |
|--|----------------|----------------|
| | | |
| | 436,227,372.60 | 580,683,736.43 |
| | 12,227,641.46 | 18,763,745.47 |
| | 112,691,776.71 | 116,396,553.73 |

| | | |
|--|----------------|----------------|
| | 561,146,790.77 | 715,844,035.63 |
| | 364,041,024.74 | 429,511,936.57 |
| | 132,482,463.94 | 147,651,104.54 |
| | 28,780,313.47 | 27,004,427.06 |
| | 90,472,121.25 | 153,254,944.21 |
| | 615,775,923.40 | 757,422,412.38 |
| | -54,629,132.63 | -41,578,376.75 |
| | | |
| | 172,857,173.02 | |

| | | |
|--|----------------|----------------|
| | 144,841.47 | |
| | -82,331,680.32 | 53,597,690.06 |
| | 180,995,541.47 | 127,397,851.41 |
| | 98,663,861.15 | 180,995,541.47 |

7

| | 2019 | | | | | | | | | | | | | | |
|--|-------|--|--|--|--------|--------|--|--|--------|--|--------|--|--------|--------|--------|
| | | | | | | | | | | | | | | | |
| | | | | | | | | | | | | | | | |
| | 680,0 | | | | 180,15 | 56,247 | | | 49,104 | | 515,56 | | 1,368, | 58,213 | 1,426, |
| | 36,04 | | | | 4,396. | ,400.0 | | | ,343.9 | | 3,600. | | 610,98 | ,377.0 | 824,35 |
| | 2.00 | | | | 11 | 0 | | | 2 | | 35 | | 2.38 | 4 | 9.42 |
| | | | | | | | | | | | | | | | |
| | | | | | | | | | | | | | | | |

| | | | | | | | | | | | | | | | |
|---|-----------------------|--|--|--|------------------------|------------------------|--|--|--|--|--|--|------------------------|------------------------|------------------------|
| | 5,892 .00 | | | | 0,731. 51 | 2,424. 70 | | | | | | | ,801.1 9 | 717.92 | ,519.1 1 |
| 1 | | | | | | | | | | | | | | | |
| 2 | | | | | | | | | | | | | | | |
| 3 | | | | | 529,13 2.58 | | | | | | | | 529,13 2.58 | | 529,13 2.58 |
| 4 | -6,40 5,892 .00 | | | | -23,16 9,864. 09 | -54,48 2,424. 70 | | | | | | | 24,906 ,668.6 1 | 6,935, 717.92 | 31,842 ,386.5 3 |
| | | | | | | | | | | | | | -20,05 2,381. 48 | -20,05 2,381. 48 | -20,05 2,381. 48 |
| 1 | | | | | | | | | | | | | | | |
| 2 | | | | | | | | | | | | | | | |
| 3 | | | | | | | | | | | | | -20,05 2,381. 48 | -20,05 2,381. 48 | -20,05 2,381. 48 |
| 4 | | | | | | | | | | | | | | | |
| | | | | | | | | | | | | | | | |
| 1 | | | | | | | | | | | | | | | |
| 2 | | | | | | | | | | | | | | | |
| 3 | | | | | | | | | | | | | | | |
| 4 | | | | | | | | | | | | | | | |
| 5 | | | | | | | | | | | | | | | |

| | | | | | | | | | | | | | | | |
|---|-------|--|--|--|--------|--------|---------|--|--------|--|--------|--|--------|--------|--------|
| 6 | | | | | | | | | | | | | | | |
| | | | | | | | | | | | | | | | |
| 1 | | | | | | | | | | | | | | | |
| 2 | | | | | | | | | | | | | | | |
| | 673,6 | | | | 157,51 | 1,764, | -6,360, | | 49,104 | | 12,416 | | 884,54 | 65,232 | 949,77 |
| | 30,15 | | | | 3,664. | 975.30 | 000.00 | | ,343.9 | | ,956.4 | | 0,139. | ,118.2 | 2,257. |
| | 0.00 | | | | 60 | | | | 2 | | 9 | | 71 | 8 | 99 |

| | 2018 | | | | | | | | | | | | | | |
|--|-------|--|--|--|--------|--------|--------|--|--------|--|--------|--|--------|---------|---------|
| | | | | | | | | | | | | | | | |
| | | | | | | | | | | | | | | | |
| | 447,9 | | | | 337,04 | | | | 42,340 | | 396,59 | | 1,223, | 61,143, | 1,285,0 |
| | 30,70 | | | | 1,373. | | | | ,443.1 | | 8,647. | | 911,17 | 104.77 | 54,277. |
| | 9.00 | | | | 09 | | | | 5 | | 02 | | 2.26 | | 03 |
| | | | | | | | 181,64 | | | | -500,9 | | -319,3 | | -319,32 |
| | | | | | | | 3,600. | | | | 69,107 | | 25,507 | | 5,507.4 |
| | | | | | | | 00 | | | | .43 | | .43 | | 3 |
| | | | | | | | | | | | | | | | |
| | 447,9 | | | | 337,04 | | 181,64 | | 42,340 | | -104,3 | | 904,58 | 61,143, | 965,728 |
| | 30,70 | | | | 1,373. | | 3,600. | | ,443.1 | | 70,460 | | 5,664. | 104.77 | ,769.60 |
| | 9.00 | | | | 09 | | 00 | | 5 | | .41 | | 83 | | |
| | 232,1 | | | | -156,8 | 56,247 | -137,8 | | 6,763, | | 194,25 | | 82,177 | -2,929, | 79,248, |
| | 05,33 | | | | 86,976 | ,400.0 | 14,914 | | 900.77 | | 7,808. | | ,750.6 | 727.73 | 022.89 |
| | 3.00 | | | | .98 | 0 | .83 | | | | 66 | | 2 | | |
| | | | | | | | -137,8 | | | | 214,45 | | 76,643 | -1,051, | 75,592, |
| | | | | | | | 14,914 | | | | 8,276. | | ,361.5 | 171.71 | 189.79 |
| | | | | | | | .83 | | | | 33 | | 0 | | |
| | 8,140 | | | | 67,078 | 56,247 | | | | | | | 18,970 | -1,878, | 17,092, |

| | | | | | | | | | | | | | | |
|---|------------------------|--|--|--|-------------------------|-----------------------|--|------------------|--|------------------------|--|------------------------|-------------------|--------------------|
| | ,000. 00 | | | | ,356.0 2 | ,400.0 0 | | | | | | ,956.0 2 | 556.02 | 400.00 |
| 1 | | | | | | | | | | | | | -1,878, 556.02 | -1,878, 556.02 |
| 2 | | | | | | | | | | | | | | |
| 3 | | | | | 21,092 ,400.0 0 | | | | | | | 21,092 ,400.0 0 | | 21,092, 400.00 |
| 4 | 8,140 ,000. 00 | | | | 45,985 ,956.0 2 | 56,247 ,400.0 0 | | | | | | -2,121, 443.98 | | -2,121, 443.98 |
| | | | | | | | | 6,763, 900.77 | | -20,20 0,467. 67 | | -13,43 6,566. 90 | | -13,436 ,566.90 |
| 1 | | | | | | | | 6,763, 900.77 | | -6,763, 900.77 | | | | |
| 2 | | | | | | | | | | | | | | |
| 3 | | | | | | | | | | -13,43 6,566. 90 | | -13,43 6,566. 90 | | -13,436 ,566.90 |
| 4 | | | | | | | | | | | | | | |
| | 223,9 65,33 3.00 | | | | -223,9 65,333 .00 | | | | | | | | | |
| 1 | 223,9 65,33 3.00 | | | | -223,9 65,333 .00 | | | | | | | | | |
| 2 | | | | | | | | | | | | | | |
| 3 | | | | | | | | | | | | | | |
| 4 | | | | | | | | | | | | | | |
| 5 | | | | | | | | | | | | | | |

| | | | | | | | | | | | | | | | |
|---|-------|--|--|--------|--------|--------|--|--------|--|--------|--|--------|--|---------|--|
| | | | | | | | | | | | | | | | |
| 6 | | | | | | | | | | | | | | | |
| | | | | | | | | | | | | | | | |
| 1 | | | | | | | | | | | | | | | |
| 2 | | | | | | | | | | | | | | | |
| | | | | | | | | | | | | | | | |
| | 680,0 | | | 180,15 | 56,247 | 43,828 | | 49,104 | | 89,887 | | 986,76 | | 58,213, | |
| | 36,04 | | | 4,396. | ,400.0 | ,685.1 | | ,343.9 | | ,348.2 | | 3,415. | | 377.04 | |
| | 2.00 | | | 11 | 0 | 7 | | 2 | | 5 | | 45 | | | |

| | | | | | | | | | | | | |
|---|-------------------|--|--|--|--------------------|--------------------|--|--|--|--------------------|--|--------------------|
| 1 | | | | | | | | | | | | |
| 2 | | | | | | | | | | | | |
| 3 | | | | | -19,797, 885.22 | | | | | | | -19,797,88 5.22 |
| 4 | -6,405, 892.00 | | | | -3,667,1 28.40 | -54,482, 424.70 | | | | | | 44,409,40 4.30 |
| | | | | | | | | | | -20,052 ,381.48 | | -20,052,38 1.48 |
| 1 | | | | | | | | | | | | |
| 2 | | | | | | | | | | -20,052 ,381.48 | | -20,052,38 1.48 |
| 3 | | | | | | | | | | | | |
| | | | | | | | | | | | | |
| 1 | | | | | | | | | | | | |
| 2 | | | | | | | | | | | | |
| 3 | | | | | | | | | | | | |
| 4 | | | | | | | | | | | | |
| 5 | | | | | | | | | | | | |
| 6 | | | | | | | | | | | | |
| | | | | | | | | | | | | |
| 1 | | | | | | | | | | | | |
| 2 | | | | | | | | | | | | |
| | | | | | | | | | | | | |

| | | | | | | | | | | | | |
|--|----------------|--|--|--|----------------|--------------|--|--|---------------|-----------------|--|----------------|
| | 673,630,150.00 | | | | 327,356,168.90 | 1,764,975.30 | | | 49,104,343.92 | -141,887,277.87 | | 906,438,409.65 |
|--|----------------|--|--|--|----------------|--------------|--|--|---------------|-----------------|--|----------------|

| | 2018 | | | | | | | | | | | |
|---|----------------|--|--|--|-----------------|---------------|-----------------|--|---------------|-----------------|--|------------------|
| | | | | | | | | | | | | |
| | | | | | | | | | | | | |
| | 447,930,709.00 | | | | 505,586,715.52 | | | | 42,340,443.15 | 321,706,513.73 | | 1,317,564,381.40 |
| | | | | | | | | | | | | |
| | | | | | | | 181,643,600.00 | | | -500,969,107.43 | | -319,325,507.43 |
| | | | | | | | | | | | | |
| | 447,930,709.00 | | | | 505,586,715.52 | | 181,643,600.00 | | 42,340,443.15 | -179,262,593.70 | | 998,238,873.97 |
| | | | | | | | | | | | | |
| | 232,105,333.00 | | | | -154,765,533.00 | 56,247,400.00 | -137,814,914.83 | | 6,763,900.77 | 121,116,685.65 | | 11,158,071.59 |
| | | | | | | | | | | | | |
| | | | | | | | -137,814,914.83 | | | 141,317,153.32 | | 3,502,238.49 |
| | 8,140,000.00 | | | | 69,199,800.00 | 56,247,400.00 | | | | | | 21,092,400.00 |
| 1 | | | | | | | | | | | | |
| 2 | | | | | | | | | | | | |
| 3 | | | | | 21,092,400.00 | | | | | | | 21,092,400.00 |
| 4 | 8,140,000.00 | | | | 48,107,400.00 | 56,247,400.00 | | | | | | |
| | | | | | | | | | 6,763,900.77 | -20,200,400.00 | | -13,436,566.00 |

| | | | | | | | | | | | | |
|---|----------------|--|--|--|-----------------|---------------|---------------|--|---------------|----------------|--|------------------|
| | | | | | | | | | 00.77 | 67.67 | | .90 |
| 1 | | | | | | | | | 6,763,900.77 | -6,763,900.77 | | |
| 2 | | | | | | | | | | -13,436,566.90 | | -13,436,566.90 |
| 3 | | | | | | | | | | | | |
| | 223,965,333.00 | | | | -223,965,333.00 | | | | | | | |
| 1 | 223,965,333.00 | | | | -223,965,333.00 | | | | | | | |
| 2 | | | | | | | | | | | | |
| 3 | | | | | | | | | | | | |
| 4 | | | | | | | | | | | | |
| 5 | | | | | | | | | | | | |
| 6 | | | | | | | | | | | | |
| | | | | | | | | | | | | |
| 1 | | | | | | | | | | | | |
| 2 | | | | | | | | | | | | |
| | | | | | | | | | | | | |
| | 680,036,042.00 | | | | 350,821,182.52 | 56,247,400.00 | 43,828,685.17 | | 49,104,343.92 | -58,145,908.05 | | 1,009,396,945.56 |

2

12

1

2019 12 31

2019

2014

15

2

1 1 12 31

3

12

4

7

8

9

10

11

| | |
|--|--|
| | |
| | |
| | |

12

| | | |
|--|----|--|
| | | |
| | 50 | |

| | | |
|--|--|--|
| | | |
| | | |

| | |
|---|--|
| | |
| 1 | |
| 2 | |

| | | | (%) |
|---|---|---|--------|
| 1 | 1 | | 5.00 |
| 1 | 2 | 2 | 10.00 |
| 2 | 3 | 3 | 30.00 |
| 3 | | | 100.00 |

13

14

| | | |
|--|----|--|
| | | |
| | 50 | |
| | | |

| | |
|---|--|
| | |
| 1 | |

| | |
|---|--|
| | |
| 2 | |

| | (%) |
|-------|--------|
| 1 1 | 5.00 |
| 1 2 2 | 10.00 |
| 2 3 3 | 30.00 |
| 3 | 100.00 |

15

16

17

18

19

20

21

22

1

23

24

1

2

| | | 50 20 | 5 | 1.9 4.75 |
|--|--|-------|----|----------|
| | | 10 | 5 | 9.5 |
| | | 5 | 10 | 18 |
| | | 5 | 10 | 18 |
| | | 5 | 10 | 18 |

3

25

26

3

27

28

29

30

1

2

3

31

32

33

34

1

2

3

4

2

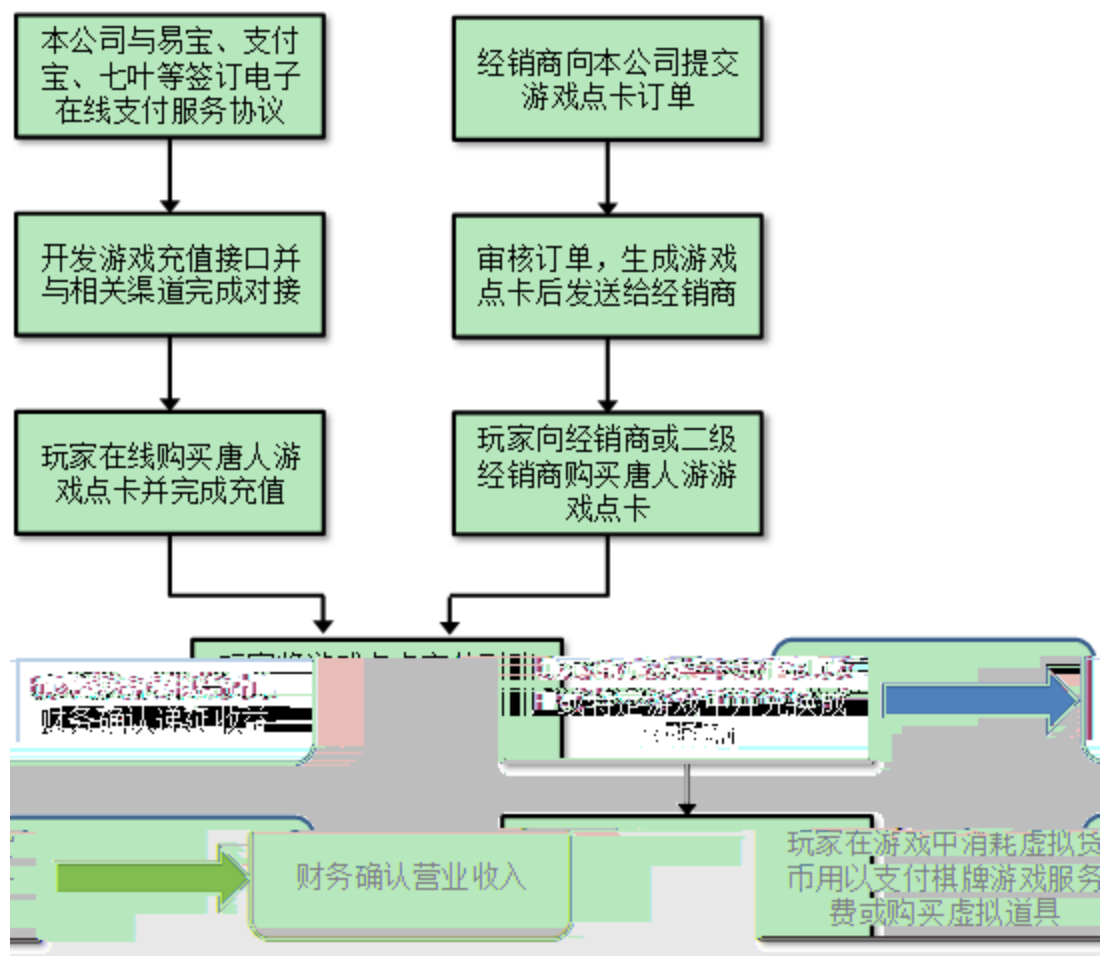
3

38

39

5

A



B

C



SDK

CPA Cost Per Action CPS Cost Per Sales

CPA
/
CPS

CPA

CPS

SDK

SDK

12

40

41 /

1

2

3

4

42

1

1

2

2

1

2

43

44

1

| | | |
|--|--|--|
| | | |
|--|--|--|

| 2018 12 31 | | | 2019 1 1 | | |
|------------|--|----------------|----------|--|----------------|
| | | | | | |
| | | 27,251,568.28 | | | 27,251,568.28 |
| | | 469,015,264.69 | | | 469,015,264.69 |
| | | 19,045,849.81 | | | 19,045,849.81 |
| | | 228,209,074.91 | | | 53,726,486.94 |

| | | | | | |
|--|--|--|---|--|----------------|
| | | | / | | |
| | | | | | 174,482,587.97 |

b

| 2018 12 31 | | | 2019 1 1 | | |
|------------|--|----------------|----------|--|----------------|
| | | 1,463,500.00 | | | 1,463,500.00 |
| | | 275,844,696.23 | | | 275,844,696.23 |
| | | 24,282,535.10 | | | 24,282,535.10 |
| | | 131,726,486.94 | / | | 53,726.486.94 |
| | | | | | 78,000,000.00 |

| | 2018 12 31 | | | 2019 1 1 |
|--|----------------|--|--|----------------|
| | | | | |
| | 27,251,568.28 | | | 27,251,568.28 |
| | | | | |
| | 27,251,568.28 | | | 27,251,568.28 |
| | 469,015,264.69 | | | 469,015,264.69 |
| | | | | |
| | | | | |
| | 469,015,264.69 | | | 469,015,264.69 |

| | | | | |
|--|----------------|-----------------|--|----------------|
| | 19,045,849.81 | | | 19,045,849.81 |
| | | | | |
| | 19,045,849.81 | | | 19,045,849.81 |
| | | | | |
| | | | | |
| | | | | |
| | | 53,726,486.94 | | 53,726,486.94 |
| | | 53,726,486.94 | | 53,726,486.94 |
| | | | | |
| | 228,209,074.91 | | | |
| | | | | |
| | | | | |
| | 228,209,074.91 | -228,209,074.91 | | |
| | | | | |
| | | 174,482,587.97 | | 174,482,587.97 |
| | | | | |
| | | | | 174,482,587.97 |

b

| | | | | |
|--|----------------|--|--|----------------|
| | 2018 12 31 | | | 2019 1 1 |
| | | | | |
| | 1,463,500.00 | | | 1,463,500.00 |
| | | | | |
| | 1,463,500.00 | | | 1,463,500.00 |
| | 275,844,696.23 | | | 275,844,696.23 |
| | | | | |
| | | | | |
| | 275,844,696.23 | | | 275,844,696.23 |
| | 24,282,535.10 | | | 24,282,535.10 |
| | | | | |

| | | | | |
|--|----------------|-----------------|--|---------------|
| | 24,282,535.10 | | | 24,282,535.10 |
| | | | | |
| | | | | |
| | | | | |
| | | | | |
| | | 53,726,486.94 | | 53,726,486.94 |
| | | | | 53,726,486.94 |
| | | | | |
| | 131,726,486.94 | | | |
| | | | | |
| | | | | |
| | 131,726,486.94 | -131,726,486.94 | | |
| | | | | |
| | | 78,000,000.00 | | 78,000,000.00 |
| | | | | |
| | | | | 78,000,000.00 |

| | 2018 12 31 | | 2019 1 1 |
|--|----------------|-----------------|----------------|
| | | 27,251,568.28 | 27,251,568.28 |
| | | 469,015,264.69 | 469,015,264.69 |
| | 496,266,832.97 | -496,266,832.97 | |
| | | 8,319,053.00 | 8,319,053.00 |
| | | 292,090,802.59 | 292,090,802.59 |
| | 300,409,855.59 | -300,409,855.59 | |

B

| | 2018 12 31 | | 2019 1 1 |
|--|----------------|-----------------|----------------|
| | | 1,463,500.00 | 1,463,500.00 |
| | | 275,844,696.23 | 275,844,696.23 |
| | 277,308,196.23 | -277,308,196.23 | |
| | | 8,319,053.00 | 8,319,053.00 |

| | | | |
|--|----------------|-----------------|----------------|
| | | 289,197,722.12 | 289,197,722.12 |
| | 297,516,775.12 | -297,516,775.12 | |

2

3 2019

| | 2018 12 31 | 2019 01 01 | |
|--|----------------|----------------|---------------|
| | | | |
| | 306,197,814.63 | 306,197,814.63 | 0.00 |
| | | | 0.00 |
| | | | 0.00 |
| | | | 53,726,486.94 |
| | | | 0.00 |
| | | | 0.00 |
| | 27,251,568.28 | 27,251,568.28 | 0.00 |
| | 469,015,264.69 | 469,015,264.69 | 0.00 |
| | | | 0.00 |
| | 81,898,808.53 | 81,898,808.53 | 0.00 |
| | | | 0.00 |
| | | | 0.00 |
| | | | 0.00 |
| | 19,045,849.81 | 19,045,849.81 | 0.00 |
| | | | 0.00 |
| | | | 0.00 |
| | | | 0.00 |
| | 168,834,572.65 | 168,834,572.65 | 0.00 |
| | | | 0.00 |
| | | | 0.00 |

| | | | |
|--|------------------|------------------|-----------------|
| | | | 0.00 |
| | 118,043,990.29 | 118,043,990.29 | 0.00 |
| | 1,190,287,868.88 | 1,244,014,355.82 | 53,726,486.94 |
| | | | |
| | | | 0.00 |
| | | | 0.00 |
| | 228,209,074.91 | | -228,209,074.91 |
| | | | 0.00 |
| | | | 0.00 |
| | | | 0.00 |
| | 22,998,517.23 | 22,998,517.23 | 0.00 |
| | | | 174,482,587.97 |
| | | | 0.00 |
| | 75,182,784.57 | 75,182,784.57 | 0.00 |
| | 173,735,098.23 | 173,735,098.23 | 0.00 |
| | | | 0.00 |
| | | | 0.00 |
| | | | 0.00 |
| | 16,532,317.68 | 16,532,317.68 | 0.00 |
| | | | 0.00 |
| | 293,744,642.67 | 293,744,642.67 | 0.00 |
| | 12,321,741.71 | 12,321,741.71 | 0.00 |
| | 17,722,582.10 | 17,722,582.10 | 0.00 |
| | | | 0.00 |
| | 840,446,759.10 | 786,720,272.16 | -53,726,486.94 |
| | 2,030,734,627.98 | 2,030,734,627.98 | 0.00 |
| | | | |
| | 100,000,000.00 | 100,000,000.00 | 0.00 |
| | | | 0.00 |
| | | | 0.00 |
| | | | 0.00 |
| | | | 0.00 |

| | | | |
|--|----------------|----------------|------|
| | | | |
| | | | 0.00 |
| | 8,319,053.00 | 8,319,053.00 | 0.00 |
| | 292,090,802.59 | 292,090,802.59 | 0.00 |
| | 160,630,697.27 | 160,630,697.27 | 0.00 |
| | | | 0.00 |
| | | | 0.00 |
| | | | 0.00 |
| | | | 0.00 |
| | | | 0.00 |
| | 60,343,908.61 | 60,343,908.61 | 0.00 |
| | 64,370,237.69 | 64,370,237.69 | 0.00 |
| | 17,212,623.91 | 17,212,623.91 | 0.00 |
| | | | 0.00 |
| | 260,032.98 | 260,032.98 | 0.00 |
| | | | 0.00 |
| | | | 0.00 |
| | | | 0.00 |
| | 28,123,700.00 | 28,123,700.00 | 0.00 |
| | 4,636,460.99 | 4,636,460.99 | 0.00 |
| | 735,727,484.06 | 735,727,484.06 | 0.00 |
| | | | |
| | | | 0.00 |
| | 50,000,000.00 | 50,000,000.00 | 0.00 |
| | | | 0.00 |
| | | | 0.00 |
| | | | 0.00 |
| | | | 0.00 |
| | 159,122,319.21 | 159,122,319.21 | 0.00 |
| | | | 0.00 |
| | | | 0.00 |
| | 39,303,666.71 | 39,303,666.71 | 0.00 |
| | 1,604,365.51 | 1,604,365.51 | 0.00 |
| | | | 0.00 |

| | | | |
|--|----------------|----------------|------|
| | 250,030,351.43 | 250,030,351.43 | 0.00 |
|--|----------------|----------------|------|

| | | | |
|--|------------------|------------------|-----------------|
| | 51,559,701.71 | 51,559,701.71 | 0.00 |
| | 24,282,535.10 | 24,282,535.10 | 0.00 |
| | | | 0.00 |
| | | | 0.00 |
| | 91,164,018.50 | 91,164,018.50 | 0.00 |
| | | | 0.00 |
| | | | 0.00 |
| | | | 0.00 |
| | 137,000,000.00 | 137,000,000.00 | 0.00 |
| | 775,286,621.85 | 829,013,108.79 | 53,726,486.94 |
| | | | |
| | | | 0.00 |
| | 131,726,486.94 | | -131,726,486.94 |
| | | | 0.00 |
| | | | 0.00 |
| | | | 0.00 |
| | 926,608,296.92 | 926,608,296.92 | 0.00 |
| | | 78,000,000.00 | 78,000,000.00 |
| | | | 0.00 |
| | 75,182,784.57 | 75,182,784.57 | 0.00 |
| | 82,630,204.65 | 82,630,204.65 | 0.00 |
| | | | 0.00 |
| | | | 0.00 |
| | | | 0.00 |
| | | | 0.00 |
| | 2,552,241.52 | 2,552,241.52 | 0.00 |
| | | | 0.00 |
| | | | 0.00 |
| | 1,596,506.88 | 1,596,506.88 | 0.00 |
| | 14,386,836.70 | 14,386,836.70 | 0.00 |
| | | | 0.00 |
| | 1,234,683,358.18 | 1,180,956,871.24 | -53,726,486.94 |
| | 2,009,969,980.03 | 2,009,969,980.03 | 0.00 |

| | | | |
|--|----------------|----------------|------|
| | | | |
| | 85,451,208.63 | 85,451,208.63 | 0.00 |
| | | | 0.00 |
| | | | 0.00 |
| | | | 0.00 |
| | 8,319,053.00 | 8,319,053.00 | 0.00 |
| | 289,197,722.12 | 289,197,722.12 | 0.00 |
| | 77,961,947.44 | 77,961,947.44 | 0.00 |
| | | | 0.00 |
| | 26,543,104.31 | 26,543,104.31 | 0.00 |
| | 44,406,631.63 | 44,816,679.20 | 0.00 |
| | 192,515,348.13 | 192,515,348.13 | 0.00 |
| | | | 0.00 |
| | | | 0.00 |
| | | | 0.00 |
| | 28,123,700.00 | 28,123,700.00 | 0.00 |
| | | | 0.00 |
| | 752,518,715.26 | 752,518,715.26 | 0.00 |
| | | | |
| | 50,000,000.00 | 50,000,000.00 | 0.00 |
| | | | 0.00 |
| | | | 0.00 |
| | | | 0.00 |
| | | | 0.00 |
| | 159,122,319.21 | 159,122,319.21 | 0.00 |
| | | | 0.00 |
| | | | 0.00 |

6 1 2 2 , 3 1

| | | | |
|--|------------------|------------------|------|
| | | | |
| | 680,036,042.00 | 680,036,042.00 | 0.00 |
| | | | 0.00 |
| | | | 0.00 |
| | | | 0.00 |
| | 350,821,182.52 | 350,821,182.52 | 0.00 |
| | 56,247,400.00 | 56,247,400.00 | 0.00 |
| | 43,828,685.17 | 43,828,685.17 | 0.00 |
| | | | 0.00 |
| | 49,104,343.92 | 49,104,343.92 | 0.00 |
| | -58,145,908.05 | -58,145,908.05 | 0.00 |
| | 1,009,396,945.56 | 1,009,396,945.56 | 0.00 |
| | 2,009,969,980.03 | 2,009,969,980.03 | 0.00 |

2017

22

23

24

37

2019 1 1

4 2019

45

1

| | | |
|--|--|-------------------------|
| | | |
| | | 16% 13% 10% 9% 6% 5% 3% |
| | | 7% 5% |
| | | 25% 15% 10% |
| | | 3% |
| | | 2% |

| | |
|--|-----|
| | |
| | 15% |

| | |
|--|-----|
| | 15% |
| | 10% |
| | 25% |
| | 15% |
| | 15% |
| | 10% |
| | 25% |
| | 25% |
| | 25% |
| | 25% |
| | 25% |
| | 25% |
| | 25% |
| | 25% |
| | 25% |
| | 25% |

2

3

1

| | | |
|--|----------------|----------------|
| | | |
| | 32,000.64 | 28,040.44 |
| | 249,330,586.46 | 289,099,090.75 |
| | 42,092,438.00 | 17,070,683.44 |
| | 291,455,025.10 | 306,197,814.63 |
| | 0.00 | 0.00 |
| | 40,752,493.02 | 0.00 |

40,752,493.02

4,243,926.31

36,508,566.71

2 1

1,339,944.98

2

| | | |
|--|---------------|--|
| | | |
| | 31,073,547.95 | |
| | | |
| | 31,073,547.95 | |
| | | |
| | 31,073,547.95 | |

3

| | | |
|--|--|--|
| | | |
|--|--|--|

4

1

| | | |
|--|--------------|---------------|
| | | |
| | 8,141,998.45 | 27,251,568.28 |
| | 8,141,998.45 | 27,251,568.28 |

2

| | | | | | | |
|--|--|--|--|--|--|--|
| | | | | | | |
| | | | | | | |

3

| | |
|--|--|
| | |
|--|--|

4

| | | |
|--|--|--|
| | | |
|--|--|--|

5

| | |
|--|--|
| | |
|--|--|

6

| |
|--|
| |
|--|

| | | | | | | | | | | |
|--|----------------|---------|----------------|--|----------------|----------------|---------|---------------|--------|----------------|
| | | | | | | | | | | |
| | 581,465,085.43 | 100.00% | 126,426,569.10 | | 455,038,516.33 | 550,113,643.14 | 100.00% | 81,098,378.45 | 14.74% | 469,015,264.69 |

| | | | | |
|--|---------------|---------------|---------|----|
| | | | | |
| | | | | |
| | 6,754,083.22 | 6,754,083.22 | 100.00% | |
| | 3,601,934.00 | 3,601,934.00 | 100.00% | |
| | 2,680,429.81 | 2,680,429.81 | 100.00% | |
| | 1,871,730.00 | 1,871,730.00 | 100.00% | |
| | 1,005,268.22 | 974,964.08 | 96.99% | |
| | 15,913,445.25 | 15,883,141.11 | -- | -- |

| | | | | |
|--|--|--|--|--|
| | | | | |
| | | | | |

| | | | | |
|-----------|----------------|----------------|---------|--|
| | | | | |
| | | | | |
| 1 (1) | 291,253,813.57 | 14,562,690.68 | 5.00% | |
| 1-2 (2) | 142,560,976.95 | 14,256,097.70 | 10.00% | |
| 2-3 (3) | 71,446,014.36 | 21,433,804.31 | 30.00% | |
| 3 | 53,468,232.15 | 53,468,232.15 | 100.00% | |
| | 558,729,037.03 | 103,720,824.84 | -- | |

| | | | | |
|--|--|--|--|--|
| | | | | |
| | | | | |

| | | |
|---|---|----------------|
| | | |
| 1 | 1 | 292,753,781.52 |
| 1 | 2 | 148,879,310.10 |
| 2 | 3 | 78,208,103.51 |
| 3 | | 61,623,890.30 |
| 3 | 4 | 30,178,358.56 |
| 4 | 5 | 31,271,619.74 |
| 5 | | 173,912.00 |
| | | 581,465,085.43 |

12

2

| | | | | | | |
|--|---------------|---------------|--|--|--|----------------|
| | | | | | | |
| | | | | | | |
| | | 22,705,178.06 | | | | 22,705,178.06 |
| | 81,238,300.37 | 22,483,462.07 | | | | 103,721,762.44 |
| | 81,238,300.37 | 45,188,640.13 | | | | 126,426,940.50 |

| | | |
|--|--|--|
| | | |
|--|--|--|

3

| | |
|--|--|
| | |
|--|--|

| | | | | | |
|--|--|--|--|--|--|
| | | | | | |
|--|--|--|--|--|--|

4

| | | | |
|--|--|--|--|
| | | | |
|--|--|--|--|

| | | | | | |
|--|--|---------------|------------------------------------|--|-------|
| | | 16,549,460.72 | 1 7,262,848.00 1-2 9,286,612.72 | | 27.40 |
| | | 4,142,902.36 | 1 | | 6.86 |
| | | 3,495,384.73 | 1-2 | | 5.79 |
| | | 2,689,078.18 | 1 2,035,492.00 1-2 653,586.18 | | 4.45 |
| | | 2,665,600.00 | 1-2 | | 4.41 |
| | | 29,542,425.99 | | | 48.91 |

8

| | | |
|--|---------------|---------------|
| | | |
| | 39,529,499.82 | 19,045,849.81 |
| | 39,529,499.82 | 19,045,849.81 |

1

1

| | | |
|--|--|--|
| | | |
|--|--|--|

2

| | | | | |
|--|--|--|--|--|
| | | | | |
|--|--|--|--|--|

3

2

1

| | | |
|-----|--|--|
| () | | |
|-----|--|--|

2 1

| | | | | |
|-----|--|--|--|--|
| () | | | | |
|-----|--|--|--|--|

3

3

1

| | | |
|--|---------------|---------------|
| | | |
| | 37,448,819.38 | 10,148,970.04 |
| | 2,130,350.42 | 2,385,776.43 |
| | 19,170,435.50 | 17,151,316.65 |
| | 3,324,353.54 | 3,261,948.05 |
| | 673,551.90 | 1,479,149.43 |
| | 62,747,510.74 | 34,427,160.60 |

2

| | | | | |
|------------|---------------|-----|--------------|---------------|
| | | | | |
| | 12 | () | () | |
| 2019 1 1 | 15,381,310.79 | | | 15,381,310.79 |
| 2019 1 1 | | | | |
| | 2,565,315.55 | | 5,271,384.58 | 7,836,700.13 |
| 2019 12 31 | 17,946,626.34 | | 5,271,384.58 | 23,218,010.92 |

| | | |
|---|---|---------------|
| | | |
| 1 | 1 | 40,859,445.43 |
| 1 | 2 | 3,754,841.70 |
| 2 | 3 | 3,344,977.85 |
| 3 | | 14,788,245.76 |
| 3 | 4 | 14,192,298.70 |
| 4 | 5 | 73,575.00 |
| 5 | | 522,372.06 |
| | | 62,747,510.74 |

3

| | | 5,271,384.58 | | | | 5,271,384.58 |
|--|---------------|--------------|------|--|--|---------------|
| | 15,381,310.79 | 2,565,315.55 | | | | 17,946,626.34 |
| | 15,381,310.79 | 7,836,700.13 | 0.00 | | | 23,218,010.92 |

| | | |
|--|--|--|
| | | |
|--|--|--|

4

| | |
|--|--|
| | |
|--|--|

| | | | | | |
|--|--|--|--|--|--|
| | | | | | |
|--|--|--|--|--|--|

5

| | | 16,877,761.60 | 1 | 26.90% | 843,888.08 |
|--|----|---------------|----|--------|---------------|
| | | 11,955,278.70 | 3 | 19.05% | 11,955,278.70 |
| | | 11,251,841.00 | 1 | 17.93% | 562,592.05 |
| | | 5,271,384.58 | | 8.40% | 5,271,384.58 |
| | | 1,000,000.00 | 3 | 1.59% | 1,000,000.00 |
| | -- | 46,356,265.88 | -- | 73.87% | 19,633,143.41 |

6

7

8

9

1

| | 1,625,722.50 | | 1,625,722.50 | 1,292,499.09 | | 1,292,499.09 |
|--|---------------|--------------|---------------|----------------|--------------|----------------|
| | | | | 65.00 | | 65.00 |
| | 52,535,756.09 | 4,469,244.05 | 48,066,512.04 | 58,567,760.06 | 4,596,464.58 | 53,971,295.48 |
| | 95,266,873.62 | | 95,266,873.62 | 113,556,882.28 | | 113,556,882.28 |
| | 49,775.90 | | 49,775.90 | 13,830.80 | | 13,830.80 |

| | | | | | | |
|--|----------------|--------------|----------------|----------------|--------------|----------------|
| | 149,478,128.11 | 4,469,244.05 | 145,008,884.06 | 173,431,037.23 | 4,596,464.58 | 168,834,572.65 |
|--|----------------|--------------|----------------|----------------|--------------|----------------|

5

2

| | | | | | | |
|--|--------------|--|--|------------|--|--------------|
| | | | | | | |
| | | | | | | |
| | 4,596,464.58 | | | 127,220.53 | | 4,469,244.05 |
| | 4,596,464.58 | | | 127,220.53 | | 4,469,244.05 |

| | | |
|--|--|--|
| | | |
|--|--|--|

/

| | | | | | | | |
|--|--|--|--|--|--|--|--|
| | | | | | | | |
|--|--|--|--|--|--|--|--|

13

| | | |
|--|--------------|----------------|
| | | |
| | | 116,500,000.00 |
| | 4,182,286.38 | 1,543,990.29 |
| | 646,518.02 | |
| | 475,224.00 | |
| | 5,304,028.40 | 118,043,990.29 |

14

| | | | | | | |
|--|--|--|--|--|--|--|
| | | | | | | |
|--|--|--|--|--|--|--|

| | | | | | | |
|--|--|--|--|--|--|--|
| | | | | | | |
|--|--|--|--|--|--|--|

| | | | | |
|------|-----|-----|-----|--|
| | | | | |
| | 12 | () | () | |
| 2019 | 1 1 | | | |

15

| | | | | | | | | | | |
|--|-------------------|-------------------|------------------|-------------------|--|--|--|--|-------------------|--|
| | 3,000,000 .00 | | 3,000,000 .00 | | | | | | | |
| | 377,912.4 3 | | | -192,335. 17 | | | | | 185,577.2 6 | |
| | 1,482,323 .31 | | | 278,465.7 2 | | | | | 1,760,789 .03 | |
| | 460,558.2 3 | | | 538,480.1 7 | | | | | 999,038.4 0 | |
| | 5,701,813 .67 | | | -79,621.6 5 | | | | | 5,622,192 .02 | |
| | 1,975,909 .59 | | | -386,840. 00 | | | | | 1,589,069 .59 | |
| | | 3,100,000 .00 | | -361,274. 41 | | | | | 2,738,725 .59 | |
| | | 10,000,00 0.00 | | -1,347,77 5.24 | | | | | 8,652,224 .76 | |
| | | 16,000,00 0.00 | | 389,381.4 9 | | | | | 16,389,38 1.49 | |
| | 10,000,00 0.00 | 8,000,000 .00 | | 3,001,440 .02 | | | | | 21,001,44 0.02 | |
| | 22,998,51 7.23 | 37,100,00 0.00 | 3,000,000 .00 | 1,839,920 .93 | | | | | 58,938,43 8.16 | |

| | | | | | | | | | | | |
|--|---------------|---------------|--------------|--------------|--|--|--|--|--|---------------|--|
| | 22,998,517.23 | 37,100,000.00 | 3,000,000.00 | 1,839,920.93 | | | | | | 58,938,438.16 | |
|--|---------------|---------------|--------------|--------------|--|--|--|--|--|---------------|--|

18

| | | | | | | | | | | | |
|--|--|--|--|--|--|--|--|--|--|----------------|--|
| | | | | | | | | | | | |
| | | | | | | | | | | 10,000,000.00 | |
| | | | | | | | | | | 20,000,000.00 | |
| | | | | | | | | | | 12,089,700.00 | |
| | | | | | | | | | | 31,032,887.97 | |
| | | | | | | | | | | 1,000,000.00 | |
| | | | | | | | | | | 500,000.00 | |
| | | | | | | | | | | 10,000,000.00 | |
| | | | | | | | | | | 25,000,000.00 | |
| | | | | | | | | | | 25,000,000.00 | |
| | | | | | | | | | | 134,622,587.97 | |

| | | | | | | | | | | | |
|--|--|--|--|--|--|--|--|--|--|--|--|
| | | | | | | | | | | | |
|--|--|--|--|--|--|--|--|--|--|--|--|

19

| | | | | | | | | | | | |
|--|--|--|--|--|--|--|--|--|--|--|--|
| | | | | | | | | | | | |
|--|--|--|--|--|--|--|--|--|--|--|--|

20

1

| | | | | | | | | | | | |
|--|--|--|--|--|--|--|--|--|--|--|--|
| | | | | | | | | | | | |
|--|--|--|--|--|--|--|--|--|--|--|--|

| | | | | |
|-----|---------------|--|--|---------------|
| | | | | |
| 1. | 83,866,462.05 | | | 83,866,462.05 |
| 2. | | | | |
| 1 | | | | |
| 2 \ | | | | |
| 3 | | | | |
| | | | | |
| 3. | 14,882,270.57 | | | 14,882,270.57 |
| 1 | | | | |
| 2 | 14,882,270.57 | | | 14,882,270.57 |
| | | | | |
| 4. | 68,984,191.48 | | | 68,984,191.48 |
| | | | | |
| 1. | 8,683,677.48 | | | 8,683,677.48 |
| 2. | 1,451,775.48 | | | 1,451,775.48 |
| 1 | 1,451,775.48 | | | 1,451,775.48 |
| | | | | |
| 3. | 1,272,948.37 | | | 1,272,948.37 |
| 1 | | | | |
| 2 | 1,272,948.37 | | | 1,272,948.37 |
| | | | | |
| 4. | 8,862,504.59 | | | 8,862,504.59 |
| | | | | |
| 1. | | | | |
| 2. | | | | |
| 1 | | | | |
| | | | | |
| 3 | | | | |
| 1 | | | | |
| 2 | | | | |
| | | | | |
| 4. | | | | |
| | | | | |

| | | | | |
|----|---------------|--|--|---------------|
| 1. | 60,121,686.89 | | | 60,121,686.89 |
| 2. | 75,182,784.57 | | | 75,182,784.57 |

2

3

| | | |
|--|--|--|
| | | |
|--|--|--|

21

| | | |
|--|----------------|----------------|
| | | |
| | 182,529,430.77 | 173,735,098.23 |
| | 182,529,430.77 | 173,735,098.23 |

1

| | | | | | |
|----|----------------|----------------|--------------|--------------|----------------|
| | | | | | |
| | | | | | |
| 1. | 148,665,538.46 | 111,901,187.44 | 6,078,332.84 | 5,450,143.50 | 272,095,202.24 |
| 2. | 14,882,270.57 | 16,527,023.26 | 192,101.28 | 253,460.71 | 31,854,855.82 |
| 1 | | 16,527,023.26 | 192,101.28 | 253,460.71 | 16,972,585.25 |
| 2 | | | | | |
| 3 | | | | | |
| 4 | 14,882,270.57 | | | | 14,882,270.57 |
| 3. | | 40,680,000.64 | 962,848.57 | 1,269,895.90 | 42,912,745.11 |
| 1 | | 40,680,000.64 | 962,848.57 | 1,269,895.90 | 42,912,745.11 |
| | | | | | |
| 4. | 163,547,809.03 | 87,748,210.06 | 5,307,585.55 | 4,433,708.31 | 261,037,312.95 |

| | | | | | |
|----|---------------|---------------|--------------|--------------|---------------|
| | | | | | |
| 1. | 14,141,338.94 | 76,086,289.71 | 3,596,828.32 | 4,535,647.04 | 98,360,104.01 |
| 2. | 4,574,390.66 | 9,940,375.51 | 669,882.20 | 301,717.44 | 15,486,365.81 |
| 1 | 3,301,442.29 | 9,940,375.51 | 669,882.20 | 301,717.44 | 14,213,417.44 |
| 2 | 1,272,948.37 | | | | 1,272,948.37 |
| 3. | | 33,378,396.50 | 852,308.95 | 1,107,882.19 | 35,338,587.64 |
| 1 | | 33,378,396.50 | 852,308.95 | 1,107,882.19 | 35,338,587.64 |

| | |
|--|--|
| | |
|--|--|

5

| | | |
|--|--|--|
| | | |
|--|--|--|

6

22

1

| | | |
|--|--|--|
| | | |
|--|--|--|

23

1

2

24

25

26

1

| | | | | | | |
|----|--|--------------|---------------|--------------|---------------|---------------|
| | | | | | | |
| | | | | | | |
| 1. | | 5,343,438.59 | 10,561,156.48 | 5,727,700.00 | 17,927,700.00 | 39,559,995.07 |
| 2. | | | 2,071,026.75 | | | 3,375,516.04 |
| 1 | | | 2,071,026.75 | | | 3,375,516.04 |
| 2 | | | | | | |
| 3 | | | | | | |
| | | | | | | |
| 3. | | | | | | 1,304,489.29 |
| 1 | | | | | | 1,304,489.29 |
| | | | | | | |
| 4. | | 5,343,438.59 | 12,632,183.23 | 5,727,700.00 | 17,927,700.00 | 41,631,021.82 |
| | | | | | | |
| 1. | | 3,223,576.42 | 5,787,551.11 | 2,946,225.00 | 11,070,324.86 | 23,027,677.39 |
| 2. | | 1,921,735.00 | 2,010,388.27 | 1,145,540.00 | 2,347,689.79 | 7,425,353.06 |

| | | | | | | |
|----|--|--------------|--------------|--------------|---------------|---------------|
| | | | | | | |
| 1 | | 1,921,735.00 | 2,010,388.27 | 1,145,540.00 | 2,347,689.79 | 7,425,353.06 |
| | | | | | | |
| 3. | | | | | | |
| | | | | | | |
| 1 | | | | | | |
| | | | | | | |
| 4. | | 5,145,311.42 | 7,797,939.38 | 4,091,765.00 | 13,418,014.65 | 30,453,030.45 |
| | | | | | | |
| 1. | | | | | | |
| 2. | | | | | | |
| | | | | | | |
| 1 | | | | | | |
| | | | | | | |
| 3. | | | | | | |
| | | | | | | |
| 1 | | | | | | |
| | | | | | | |
| 4. | | | | | | |
| | | | | | | |
| 1. | | 198,127.17 | 4,834,243.85 | 1,635,935.00 | 4,509,685.35 | 11,177,991.37 |
| 2. | | 2,119,862.17 | 4,773,605.37 | 2,781,475.00 | 6,857,375.14 | 16,532,317.68 |

5

2

| | | |
|--|--|--|
| | | |
|--|--|--|

27

| | | | |
|--|--|--|--|
| | | | |
|--|--|--|--|

| | | | | | | | | |
|--|--|--|--|--|--|--|--|--|
| | | | | | | | | |
| | | | | | | | | |
| | | | | | | | | |

28

1

| | 692,270,420.31 | | | | | 692,270,420.31 |
|--|------------------|--|--|--|--|------------------|
| | 341,103,235.12 | | | | | 341,103,235.12 |
| | 15,409,529.44 | | | | | 15,409,529.44 |
| | 1,048,783,184.87 | | | | | 1,048,783,184.87 |

2

| | 692,270,420.31 | | | | | 692,270,420.31 |
|--|----------------|----------------|--|--|--|------------------|
| | 62,768,121.89 | 251,044,806.87 | | | | 313,812,928.76 |
| | 755,038,542.20 | 251,044,806.87 | | | | 1,006,083,349.07 |

| | | | | | |
|--|--|---------------|--|--|--|
| | | | | | |
| | | 12,709,693.64 | | | |

| | |
|--|--------|
| | |
| | 17.12% |

29

| | 3,094,134.07 | | 1,086,436.43 | | 2,007,697.64 |
|--|--------------|--------------|--------------|--------------|--------------|
| | 8,591,166.15 | 89,699.82 | 6,303,507.52 | 2,377,358.45 | |
| | 636,441.49 | 1,565,091.44 | 1,672,035.83 | | 529,497.10 |
| | | | | | |

| | | | | |
|--|----------------|---------------|----------------|---------------|
| | 183,409,495.01 | 27,595,225.15 | 163,299,112.12 | 17,722,582.10 |
|--|----------------|---------------|----------------|---------------|

2

| | | | | |
|--|--------------|------------|---------------|--------------|
| | | | | |
| | | | | |
| | 5,283,950.00 | 792,592.50 | 10,695,770.14 | 1,604,365.51 |
| | 73,547.95 | 11,032.19 | | |
| | 5,357,497.95 | 803,624.69 | 10,695,770.14 | 1,604,365.51 |

3

| | | | | |
|--|--|---------------|--|---------------|
| | | | | |
| | | 27,595,225.15 | | 17,722,582.10 |
| | | 803,624.69 | | 1,604,365.51 |

4

| | | | |
|--|--|---------------|---------------|
| | | | |
| | | 13,052,290.18 | |
| | | 21,245,353.18 | 14,535,281.65 |
| | | 34,297,643.36 | 14,535,281.65 |

5

| | | | |
|------|--------------|--------------|--|
| | | | |
| 2020 | | | |
| 2021 | | | |
| 2022 | | | |
| 2023 | | | |
| 2024 | 8,901,928.80 | 8,901,928.80 | |

| | | | |
|------|---------------|---------------|----|
| 2025 | 2,507,222.49 | 2,507,222.49 | |
| 2026 | 143,562.91 | 143,562.91 | |
| 2027 | | | |
| 2028 | 2,982,567.45 | 2,982,567.45 | |
| 2029 | 6,710,071.53 | | |
| | 21,245,353.18 | 14,535,281.65 | -- |

31

| | | |
|--|--|--|
| | | |
| | | |

32

1

| | | |
|--|---------------|----------------|
| | | |
| | 10,000,000.00 | |
| | 10,000,000.00 | |
| | 50,000,000.00 | 50,000,000.00 |
| | | 50,000,000.00 |
| | 70,000,000.00 | 100,000,000.00 |

| | | | | | | | | |
|--|--|--|--|--|--|--|--|--|
| | | | | | | | | |
| | | | | | | | | |
| | | | | | | | | |

| | | | | | | | | |
|--|--|--|--|--|--|--|--|--|
| | | | | | | | | |
| | | | | | | | | |
| | | | | | | | | |

2

| | | | | |
|--|--|--|--|--|
| | | | | |
|--|--|--|--|--|

33

34

| | | |
|--|--|--|
| | | |
|--|--|--|

35

| | | |
|--|--|--------------|
| | | |
| | | 8,319,053.00 |
| | | 8,319,053.00 |

36

1

| | | |
|--|----------------|----------------|
| | | |
| | 248,182,107.26 | 292,090,802.59 |
| | 248,182,107.26 | 292,090,802.59 |

2 1

| | | |
|--|---------------|----|
| | | |
| | 27,573,997.89 | |
| | 14,937,881.20 | |
| | 7,413,065.48 | |
| | 8,453,594.55 | |
| | 5,595,114.63 | |
| | 4,290,127.77 | |
| | 2,636,159.90 | |
| | 2,116,006.83 | |
| | 1,820,000.00 | |
| | 1,623,931.62 | |
| | 1,445,746.69 | |
| | 1,091,698.07 | |
| | 78,997,324.63 | -- |

37

1

| | | |
|--|----------------|----------------|
| | | |
| | 125,963,864.11 | 160,630,697.27 |
| | 125,963,864.11 | 160,630,697.27 |

2 1

| | | |
|--|---------------|--|
| | | |
| | 61,792,652.10 | |
| | 4,000,000.00 | |
| | 3,418,600.00 | |

| | | |
|--|---------------|----|
| | 2,850,000.00 | |
| | 72,061,252.10 | -- |

3

| | |
|--|--|
| | |
|--|--|

38

39

1

| | | | | |
|---|---------------|----------------|----------------|---------------|
| | | | | |
| | 60,343,908.61 | 296,833,944.99 | 286,115,562.16 | 71,062,291.44 |
| - | | 17,875,195.70 | 17,842,740.27 | 32,455.43 |
| | | 742,817.90 | 742,817.90 | |
| | 60,343,908.61 | 315,451,958.59 | 304,701,120.33 | 71,094,746.87 |

2

| | | | | |
|---|---------------|----------------|----------------|---------------|
| | | | | |
| 1 | 60,343,908.61 | 269,666,202.57 | 258,994,480.31 | 71,015,630.87 |
| 2 | | 6,647,958.89 | 6,647,958.89 | |
| 3 | | 9,168,766.22 | 9,151,221.65 | 17,544.57 |
| | | 8,449,554.59 | 8,433,093.20 | 16,461.39 |
| | | 198,570.01 | 198,309.90 | 260.11 |
| | | 520,641.62 | 519,818.55 | 823.07 |
| 4 | | 9,479,304.84 | 9,450,188.84 | 29,116.00 |
| 5 | | 1,871,712.47 | 1,871,712.47 | |
| | 60,343,908.61 | 296,833,944.99 | 286,115,562.16 | 71,062,291.44 |

3

| | | | | |
|---|--|---------------|---------------|-----------|
| | | | | |
| 1 | | 17,225,886.78 | 17,194,674.15 | 31,212.63 |
| 2 | | 649,308.92 | 648,066.12 | 1,242.80 |
| | | 17,875,195.70 | 17,842,740.27 | 32,455.43 |

40

| | | |
|--|---------------|---------------|
| | | |
| | 12,451,015.93 | 25,753,354.91 |
| | 28,350,749.05 | 37,103,280.34 |
| | 889,375.66 | 639,788.00 |
| | 389,720.60 | 717,141.58 |
| | 249,045.03 | 521,350.25 |
| | 24,643.41 | -427,584.13 |
| | 20,000.00 | |
| | 277.68 | |
| | 38,443.17 | 46,513.12 |

| | | |
|--|--|--|
| | | |
|--|--|--|

2

| | | |
|--|-----------|------------|
| | | |
| | 17,201.38 | 260,032.98 |
| | 17,201.38 | 260,032.98 |

1

3

1

| | | |
|---|---------------|---------------|
| | | |
| | | |
| | 13,487,538.20 | 14,232,969.13 |
| | 503,721.24 | |
| - | 1,921,877.35 | 2,719,621.80 |
| | 26,215,586.80 | |
| | 42,128,723.59 | 16,952,590.93 |

2

1

| | | |
|--|--|--|
| | | |
|--|--|--|

43

| | | |
|--|---------------|---------------|
| | | |
| | 1,764,975.30 | 28,123,700.00 |
| | 18,744,000.00 | |
| | 20,508,975.30 | 28,123,700.00 |

44

| | | |
|--|--------------|--------------|
| | | |
| | 4,808,901.05 | 4,636,460.99 |
| | 4,808,901.05 | 4,636,460.99 |

| | | | | | | | | | | | |
|--|--|--|--|--|--|--|--|--|--|--|--|
| | | | | | | | | | | | |
|--|--|--|--|--|--|--|--|--|--|--|--|

45

1

| | | |
|--|--|---------------|
| | | |
| | | 50,000,000.00 |
| | | 50,000,000.00 |

46

1

2

3

4

47

| | | |
|--|--|--|
| | | |
|--|--|--|

48

| | | |
|--|--|----------------|
| | | |
| | | 159,122,319.21 |
| | | 159,122,319.21 |

1

| | | |
|--|--|----------------|
| | | |
| | | 130,998,619.21 |
| | | 28,123,700.00 |

2

| | | | | | |
|--|--|--|--|--|--|
| | | | | | |
|--|--|--|--|--|--|

49

1

| | | |
|--|--|--|
| | | |
|--|--|--|

2

50

| | | | |
|--|--|--|--|
| | | | |
|--|--|--|--|

51

| | | | | | |
|--|---------------|--------------|--------------|---------------|----|
| | | | | | |
| | 39,303,666.71 | 6,294,400.00 | 9,062,666.72 | 36,535,399.99 | |
| | 39,303,666.71 | 6,294,400.00 | 9,062,666.72 | 36,535,399.99 | -- |

| | | | | | | | | | |
|--|--|--|--|--|--|--|--|--|--|
| | | | | | | | | | |
|--|--|--|--|--|--|--|--|--|--|

175,000.00

| | | | | | | | | |
|-------------|---------------|--------------|--|--------------|--|--|---------------|--|
| | 750,000.00 | | | 750,000.00 | | | | |
| | 595,000.00 | | | 340,000.00 | | | 255,000.00 | |
| | 6,300,000.00 | | | 1,800,000.00 | | | 4,500,000.00 | |
| IDC/ISP/ICP | 6,400,000.00 | | | 1,600,000.00 | | | 4,800,000.00 | |
| | 2,202,000.00 | | | 2,202,000.00 | | | | |
| | 1,000,000.00 | | | 400,000.00 | | | 600,000.00 | |
| | 1,105,000.00 | | | 260,000.00 | | | 845,000.00 | |
| | 130,000.00 | | | 40,000.00 | | | 90,000.00 | |
| | 3,000,000.00 | | | | | | 3,000,000.00 | |
| | 1,700,000.00 | | | 400,000.00 | | | 1,300,000.00 | |
| | 2,000,000.00 | | | | | | 2,000,000.00 | |
| | 12,000,000.00 | | | | | | 12,000,000.00 | |
| | | 336,000.00 | | | | | 336,000.00 | |
| | | 1,200,000.00 | | | | | 1,200,000.00 | |
| | 39,303,666.71 | 6,294,400.00 | | 9,062,666.72 | | | 36,535,399.99 | |

52

| | | |
|--|--|--|
| | | |
|--|--|--|

53

| | | | | | | | |
|--|----------------|-----|--|--|---------------|---------------|----------------|
| | | + - | | | | | |
| | | | | | | | |
| | 680,036,042.00 | | | | -6,405,892.00 | -6,405,892.00 | 673,630,150.00 |

6,405,892.00

54

1

2

| | | | | | | | |
|--|--|--|--|--|--|--|--|
| | | | | | | | |
| | | | | | | | |

55

| | | | | |
|--|----------------|--------------|---------------|----------------|
| | | | | |
| | 159,061,996.11 | 3,636,450.71 | 26,806,314.80 | 135,892,132.02 |
| | 21,092,400.00 | 529,132.58 | | 21,621,532.58 |
| | 180,154,396.11 | 4,165,583.29 | 26,806,314.80 | 157,513,664.60 |

56

| | | | | |
|--|---------------|--|---------------|--------------|
| | | | | |
| | 56,247,400.00 | | 54,482,424.70 | 1,764,975.30 |
| | 56,247,400.00 | | 54,482,424.70 | 1,764,975.30 |

57

| | | | | 6,360,000.00 | | -6,360,000.00 | | -6,360,000.00 |
|--|---------------|--|--|---------------|--|----------------|--|---------------|
| | | | | 6,360,000.00 | | -6,360,000.00 | | -6,360,000.00 |
| | 43,828,685.17 | | | 43,828,685.17 | | -43,828,685.17 | | |
| | 43,828,685.17 | | | 43,828,685.17 | | -43,828,685.17 | | |
| | 43,828,685.17 | | | 50,188,685.17 | | -50,188,685.17 | | -6,360,000.00 |

58

| | | | | |
|--|--|--|--|--|
| | | | | |
|--|--|--|--|--|

59

| | | | | |
|--|---------------|--|--|---------------|
| | | | | |
| | 49,104,343.92 | | | 49,104,343.92 |
| | 49,104,343.92 | | | 49,104,343.92 |

60

| | | | |
|--|-----|-----------------|-----------------|
| | | | |
| | | 515,563,600.30 | 396,598,647.02 |
| | + - | -381,847,566.90 | -500,969,107.43 |
| | | 133,716,033.42 | -104,370,460.41 |
| | | -101,246,695.46 | 214,458,276.33 |
| | | | 6,763,900.77 |
| | | 20,052,381.48 | 13,436,566.90 |
| | | 12,416,956.48 | 89,887,348.25 |

1)

| | | | | |
|--|----------------|----------------|------------------|----------------|
| | 5,315,518.80 | 5,291,174.23 | 5,830,437.61 | 1,545,230.61 |
| | 996,255,799.76 | 386,658,819.50 | 1,179,189,736.12 | 596,178,159.80 |

62

| | | |
|--|--------------|---------------|
| | | |
| | 3,710,166.20 | 5,697,685.13 |
| | 2,375,112.79 | 4,135,324.40 |
| | 1,645,185.31 | 1,682,732.41 |
| | 21,712.94 | 45,651.07 |
| | 529,337.75 | 678,854.89 |
| | | 31,500.00 |
| | 8,281,514.99 | 12,271,747.90 |

63

| | | |
|---|----------------|----------------|
| | | |
| / | 11,349,370.71 | 14,504,728.15 |
| | 1,142,895.02 | 4,949,734.60 |
| | 90,329,100.88 | 100,530,531.74 |
| | 123,087,604.68 | 78,448,163.24 |
| | 14,628,796.69 | 16,115,875.27 |
| | 3,590,496.90 | 2,426,743.87 |
| | 2,923,234.68 | 2,640,832.79 |
| | 826,896.34 | 1,464,711.26 |
| | 155,405.73 | 130,458.22 |
| | 651,662.56 | 332,174.22 |
| | 1,538,348.73 | 620,908.34 |
| | 437,585.23 | 458,370.92 |
| | 2,596,212.04 | 1,884,470.42 |

| | | |
|--|----------------|----------------|
| | 391,710.46 | 1,457,665.02 |
| | 253,649,320.65 | 225,965,368.06 |

64

| | | |
|---|----------------|----------------|
| | | |
| | 629,086.79 | 21,092,400.00 |
| / | 2,778,430.41 | 2,160,002.01 |
| | 843,371.83 | |
| | 62,367,349.21 | 46,837,000.14 |
| | 22,113,608.98 | 18,643,759.82 |
| | 14,061,902.24 | 12,871,562.21 |
| | 7,602,387.62 | 12,669,567.61 |
| | 3,931,133.17 | 2,677,629.53 |
| | 2,005,000.00 | 2,000,000.00 |
| | 1,591,790.97 | 1,479,226.52 |
| | 1,444,464.89 | 1,186,235.60 |
| | 1,597,576.37 | 837,633.17 |
| | 605,451.17 | 731,905.71 |
| | 3,446,678.98 | 19,840.11 |
| | 125,018,232.63 | 123,206,762.43 |

65

| | | |
|---|----------------|----------------|
| | | |
| / | 440,013.18 | 420,928.31 |
| | 60,666.89 | |
| | 169,448,130.93 | 149,081,186.39 |
| | 3,916,803.59 | 3,994,109.90 |
| | 1,395,160.51 | 1,291,050.01 |
| | 6,438,084.78 | 6,505,880.30 |
| | 10,578,708.94 | 3,197,036.90 |

| | | |
|--|--------------|--------------|
| | 712,826.62 | 345,473.71 |
| | 3,713,996.25 | 2,085,805.44 |
| | 144,525.52 | 89,850.17 |

| | | | |
|----------|-------|------------|--------------|
| -B1PEXqB | 2018 | 149,000.00 | |
| | | 600,000.00 | |
| 18 | | 309,000.00 | |
| | | 266,000.00 | |
| - | | 300,000.00 | |
| | | 200,000.00 | |
| | | 126,000.00 | |
| | | 300,000.00 | |
| | | 485,900.00 | |
| | | 50,000.00 | |
| | | 100,000.00 | |
| | - | 161,900.00 | |
| 2019 | | 198,845.66 | |
| | 2018 | 488 | 3,500.00 |
| | 2018 | 489 | 900.00 |
| | -2018 | 953 | 18,000.00 |
| | 2018 | 309 | 14,000.00 |
| | | | 562,002.94 |
| | | | |
| | -2019 | | 900,000.00 |
| | - | | 540,500.00 |
| | | | 180,000.00 |
| | | | 5,180,000.00 |
| | | | 2,000,000.00 |
| | 2017 | | 2,000,000.00 |
| 2017 | | | 1,460,000.00 |
| | 2017 | | 1,362,000.00 |
| | | | 1,300,000.00 |
| 2017 | | | 1,000,000.00 |
| | | | 1,000,000.00 |
| | 10 | 17 | 1,000,000.00 |
| | 2016 | | 624,000.00 |
| | | | 500,000.00 |
| | | | 360,000.00 |

| | | |
|--------|-----------|------------|
| 2017 | | 277,100.00 |
| | | 273,100.00 |
| | | 172,640.00 |
| | | 168,000.00 |
| | 51,796.63 | 88,849.54 |
| 24 17 | | 80,000.00 |
| 2017 | | 110,000.00 |
| | | 66,000.00 |
| 2017 2 | | 67,000.00 |
| 2017 1 | | 30,600.00 |
| | | 22,000.00 |

70

| | | |
|--|-----------|------|
| | | |
| | 73,547.95 | 0.00 |
| | 73,547.95 | |

71

| | | |
|--|----------------|--|
| | | |
| | -7,726,408.93 | |
| | -45,331,923.05 | |
| | -53,058,331.98 | |

72

| | | |
|--|-----------------|-----------------|
| | | |
| | | -32,784,189.25 |
| | -251,044,806.87 | -73,768,911.52 |
| | -1,768,969.67 | -838,574.40 |
| | -252,813,776.54 | -107,391,675.17 |

73

| | | |
|--|------------|-----------|
| | | |
| | -28,197.98 | 53,283.78 |
| | -28,197.98 | 53,283.78 |

74

| | | | |
|--|----------------|---------------|------------|
| | | | |
| | 13,280.01 | 52,700.07 | 13,280.01 |
| | 334,630.45 | | 334,630.45 |
| | 104,630,047.75 | 47,745,380.79 | |

2

| | |
|---|----------------|
| | |
| | -97,340,119.78 |
| / | -14,601,017.97 |
| | 12,422,584.72 |
| | -689,684.53 |
| | -14,394,710.88 |
| | 2,197,989.81 |
| | -153,900.00 |
| | 44,551,339.29 |
| | -18,131,305.34 |
| / | -7,377,742.75 |
| | 3,823,552.35 |

77

78

1

| | | |
|--|---------------|---------------|
| | | |
| | 8,994,419.03 | 33,053,207.33 |
| | 43,232,344.06 | 34,093,752.36 |
| | 8,943,174.13 | 1,496,149.33 |
| | | |
| | 61,169,937.22 | 68,643,109.02 |

2

| | | |
|--|--|--|
| | | |
|--|--|--|

| | | |
|--|----------------|----------------|
| | 36,490,276.69 | 45,764,116.76 |
| | 21,391,772.12 | 62,260,699.69 |
| | 16,851,752.93 | 17,851,275.88 |
| | 152,761,788.89 | 57,190,288.98 |
| | 242,680.94 | 1,143,340.04 |
| | 227,738,271.57 | 184,209,721.35 |

3

| | | |
|--|------|--|
| | | |
| | 0.00 | |
| | 0.00 | |

4

| | | |
|--|--|--------------|
| | | |
| | | |
| | | |
| | | 2,275,059.12 |
| | | 2,275,059.12 |

5

| | | |
|--|------------|--|
| | | |
| | 125,400.00 | |
| | 125,400.00 | |

6

| | | |
|--|--|--|
| | | |
|--|--|--|

| | | |
|--|--------------|--------------|
| | 7,851,258.21 | |
| | | 4,000,000.00 |
| | 7,851,258.21 | 4,000,000.00 |

79**1**

| | | |
|---|--|--|
| | | |
| 1 | | |

2

3

4

| | | |
|--|----------------|----------------|
| | | |
| | 250,702,532.08 | 291,055,391.79 |
| | 32,000.64 | 28,040.44 |
| | 249,330,586.46 | 289,099,090.75 |
| | 1,339,944.98 | 1,928,260.60 |
| | 250,702,532.08 | 291,055,391.79 |

80

81

| | | |
|--|----------------|----|
| | | |
| | 40,752,493.02 | |
| | 139,803,958.00 | |
| | 180,556,451.02 | -- |

82

1

| | | | |
|--|------|--------|------|
| | | | |
| | -- | -- | |
| | 0.48 | 6.9762 | 3.35 |
| | | | |
| | | | |

| | | | |
|---------------|---------------|--|--------------|
| IDC/ISP/ICP | 8,000,000.00 | | 1,600,000.00 |
| | 14,680,000.00 | | 2,202,000.00 |
| | 2,000,000.00 | | 400,000.00 |
| | 1,300,000.00 | | 260,000.00 |
| | 200,000.00 | | 40,000.00 |
| | 3,000,000.00 | | 0.00 |
| | 2,000,000.00 | | 400,000.00 |
| | 2,000,000.00 | | 0.00 |
| | 12,000,000.00 | | 0.00 |
| | 336,000.00 | | 0.00 |
| | 1,200,000.00 | | 0.00 |
| | 12,456,643.14 | | |
| 2018 | 100,000.00 | | 100,000.00 |
| 2018 | 1,200.00 | | 1,200.00 |
| 2019 | 1,200.00 | | 1,200.00 |
| | 2,500.00 | | 2,500.00 |
| | 43,500.00 | | 43,500.00 |
| | 127,611.88 | | 127,611.88 |
| | 116,200.00 | | 116,200.00 |
| WiFi | 912,000.00 | | 912,000.00 |
| | 859,000.00 | | 859,000.00 |
| 2018 | 1,854,000.00 | | 1,854,000.00 |
| 2018 | 1,047,000.00 | | 1,047,000.00 |
| -B1PEXqB 2018 | 149,000.00 | | 149,000.00 |
| | 600,000.00 | | 600,000.00 |
| 18 | 309,000.00 | | 309,000.00 |
| | 266,000.00 | | 266,000.00 |
| - | 300,000.00 | | 300,000.00 |
| | 200,000.00 | | 200,000.00 |
| | 126,000.00 | | 126,000.00 |
| | 300,000.00 | | 300,000.00 |
| | 485,900.00 | | 485,900.00 |
| | 50,000.00 | | 50,000.00 |

| | | | | |
|-----|-------|----------------|--|---------------|
| | | 100,000.00 | | 100,000.00 |
| | - | 161,900.00 | | 161,900.00 |
| | 2019 | 198,845.66 | | 198,845.66 |
| 488 | 2018 | 3,500.00 | | 3,500.00 |
| 489 | 2018 | 900.00 | | 900.00 |
| 953 | -2018 | 18,000.00 | | 18,000.00 |
| 309 | 2018 | 14,000.00 | | 14,000.00 |
| | | 562,002.94 | | 562,002.94 |
| | | 11,046,441.83 | | 11,046,441.83 |
| | -2019 | 900,000.00 | | 900,000.00 |
| | - | 540,500.00 | | 540,500.00 |
| | | 180,000.00 | | 180,000.00 |
| | | 51,796.63 | | 51,796.63 |
| | | 104,299,642.08 | | 30,690,665.66 |

2

85

1

1

| | | | | | | | | |
|--|--|--|--|--|--|--|--|--|
| | | | | | | | | |
|--|--|--|--|--|--|--|--|--|

2

| | |
|--|--|
| | |
|--|--|

3

| | |
|--|--|
| | |
| | |

4

5

6

2

1

| | | | | | | | | |
|--|--|--|--|--|--|--|--|--|
| | | | | | | | | |
|--|--|--|--|--|--|--|--|--|

2

| | |
|--|--|
| | |
|--|--|

3

| | | | |
|--|--|--|--|
| | | | |
| | | | |

3

4

| | | | | | | | | | | | | |
|--|------|---------|--|---------------|--|-------------------|-------|------|------|------|------|------|
| | | | | | | | | | | | | |
| | 0.00 | 100.00% | | 2019 06 18 | | -6,805,9 62.53 | 0.00% | 0.00 | 0.00 | 0.00 | 0.00 | 0.00 |

| | | | | | | |
|--|--|--|--|---------|--|--|
| | | | | 100.00% | | |
|--|--|--|--|---------|--|--|

2

| | 50.00% | 1,192,145.32 | | 50,272,610.23 |
|--|--------|---------------|--|---------------|
| | 42.00% | -1,109,121.99 | | 14,959,508.06 |

3

| | 31,810.98 | 100,513,409.48 | 100,545,220.46 | | | | 38,341.85 | 89,122,587.97 | 89,160,929.82 | 1,000,000.00 | | 1,000,000.00 |
|--|---------------|----------------|----------------|--|--|--|---------------|---------------|---------------|--------------|--|--------------|
| | 14,226,925.98 | 21,390,950.35 | 35,617,876.33 | | | | 28,265,824.31 | 10,000,000.00 | 38,265,824.31 | | | |

| | | | | | | | | | | | | |
|--|--|--|--|--|--|--|--|--|--|--|--|--|
| | | | | | | | | | | | | |
|--|--|--|--|--|--|--|--|--|--|--|--|--|

| | | 2,384,290.64 | 2,384,290.64 | -2,006,530.87 | | -1,009,856.34 | -1,009,856.34 | -9,856.34 |
|--|--|---------------|---------------|---------------|--|---------------|---------------|-------------|
| | | -2,647,947.98 | -2,647,947.98 | -938,898.33 | | -916,437.09 | -916,437.09 | -916,437.09 |

4

5

2

1

8%

58%

2

| | |
|----|--------------|
| | |
| -- | 2,240,000.00 |
| / | 3,064,282.11 |
| | -824,282.11 |
| | -824,282.11 |

3

1

| | | | | | | |
|--|--|--|--|--|--|--|
| | | | | | | |
| | | | | | | |

20%

20%

2

| | | |
|--|---|---|
| | / | / |
| | | |

3

| | | |
|--|---|---|
| | / | / |
| | | |

4

| | | |
|----|---------------|---------------|
| | / | / |
| | -- | -- |
| | 56,230,675.05 | 22,998,517.23 |
| | -- | -- |
| | -- | -- |
| | -- | -- |
| -- | -1,498,261.66 | 36,209.07 |
| -- | -1,498,261.66 | 36,209.07 |

5

6



2

3

1

2018 12 31

2

4

1

| | | | | |
|--|----|----|----|----|
| | | | | |
| | | | | |
| | -- | -- | -- | -- |
| | -- | -- | -- | -- |

2

3

4

5

6

7

8

9

1

| | | | | | |
|--|--|--|--|--|--|
| | | | | | |
|--|--|--|--|--|--|

39.49%

2

1

3

| | |
|--|--|
| | |
| | |
| | |
| | |

4

የገቢዎች ምንጭ

| | |
|--|--|
| | |
|--|--|

| | | | | | | |
|---|---|---|---|---|---|---|
| / | / | / | / | / | / | / |
|---|---|---|---|---|---|---|

/

/

| | | | | | | |
|---|---|---|---|---|---|---|
| / | / | / | / | / | / | / |
|---|---|---|---|---|---|---|

/

3

| | | | |
|--|--|--|--|
| | | | |
|--|--|--|--|

| | | | |
|--|--|--|--|
| | | | |
|--|--|--|--|

4

| | | | | |
|--|--|--|--|--|
| | | | | |
|--|--|--|--|--|

| | | | | |
|--|---------------|------------|------------|--|
| | | | | |
| | 86,671,696.80 | 2017 07 06 | 2020 12 31 | |

5

| | | |
|--|--|--|
| | | |
|--|--|--|

| |
|--|
| |
| |

6

| | | | |
|--|--|--|--|
| | | | |
|--|--|--|--|

7

| | | |
|--|--------------|--------------|
| | | |
| | 5,878,900.00 | 5,877,100.00 |

8

6

1



| | | | | | |
|--|--|--------------|--------------|--------------|--------------|
| | | 1,000,000.00 | 1,000,000.00 | 1,000,000.00 | 1,000,000.00 |
| | | 5,271,384.58 | 5,271,384.58 | | |
| | | | | 2,080,000.00 | |

2

| | | | |
|--|--|--|--|
| | | | |
|--|--|--|--|

7

8

1

| | | |
|--|----|--------------|
| | | 0.00 |
| | | 5,196,624.00 |
| | | 7,628,579.00 |
| | | 534,841 |
| | 11 | 3.30 / |
| | | |

2

| | |
|--|---------------|
| | |
| | |
| | |
| | 21,621,532.58 |
| | 1,328,974.79 |

3

4

5

1

2

1

2

3

2019 12 19
235]

[2019

:

1 2016

| | | | |
|--|----------------|-----------------|---------------|
| | | | |
| | 707,679,949.75 | -660,758,663.27 | 46,921,286.48 |
| | 200,020,000.00 | -200,020,000.00 | |

| | | | |
|--|------------------|-----------------|------------------|
| | | 181,643,600.00 | 181,643,600.00 |
| | 396,598,647.02 | -500,969,107.43 | -104,370,460.41 |
| | 1,076,908,064.59 | -57,840,131.32 | 1,019,067,933.27 |
| | 520,806,674.05 | 14,642,318.85 | 535,448,992.90 |
| | -226,949,610.68 | 179,509,032.59 | -47,440,578.09 |
| | 204,826,466.57 | -127,255,026.58 | 77,571,439.99 |
| | 15,279,462.96 | 20,002,000.00 | 35,281,462.96 |
| | 167,236,941.32 | -20,228,444.16 | 147,008,497.16 |
| | 151,957,478.36 | -40,230,444.16 | 111,727,034.20 |

1 - 181,643,600.00

181,643,600.00

2 : 481,249,630.68 660,758,663.27

179,509,032.59

3 20,002,000.00 20,002,000.00

4 3,466,138.64 3,307,751.71 158,386.93

5 11,617,090.39

11,617,090.39

6 61,147,883.03 61,147,883.03

7 14,642,318.85 14,642,318.85

3 2018

| | | | |
|--|------------------|-----------------|-------------------------|
| | | | |
| | 469,067,642.20 | -52,377.51 | 469,015,264.69 |
| | 79,344,371.76 | 2,554,436.77 | 81,898,808.53 |
| | 184,380,389.74 | 43,828,685.17 | 228,209,074.91 |
| | 674,691,462.57 | -380,946,819.90 | 293,744,642.67 |
| | 37,463,129.35 | -19,740,547.25 | 17,722,582.10 |
| | 266,187,000.19 | 25,903,802.40 | 292,090,802.59 |
| | 164,479,215.91 | -3,848,518.64 | 160,630,697.27 |
| | 63,564,624.99 | 805,612.70 | 64,370,237.69 |
| | 154,492,271.46 | 4,630,047.75 | 159,122,319.21 |
| | | 43,828,685.17 | 43,828,685.17 |
| | 515,563,600.35 | -425,676,252.10 | 89,887,348.25 |
| | 1,202,714,300.55 | -23,524,564.43 | 1,179,189,736.12 |
| | 587,471,113.02 | 8,707,046.78 | 596,178,159.80 |
| | 12,681,795.47 | -410,047.57 | 12,271,747.90 |
| | -207,642,108.44 | 100,250,433.27 | -107,391,675.17 |
| | 66,615,833.85 | 7,638,164.14 | 7449.[(7,638,164.14)] T |

| | | | |
|----|-----------|----------------|-----------------|
| 1 | 52,377.51 | 52,377.51 | |
| 2 | - | | 43,828,685.17 |
| 3 | : | 380,946,819.90 | 481,249,630.68 |
| 4 | | 19,740,547.25 | 20,002,000.00 , |
| 5 | | 2,441,265.66 | 113,171.11 |
| 6 | | 3,848,518.64 | 3,307,751.71 |
| 7 | | - | 1,035,631.19 |
| 8 | | 4,630,047.75 | 16,247,138.14 |
| 9 | | 23,885,302.28 | 23,885,302.28 |
| 10 | | 11,148,312.44 | 14,642,318.85 |
| 11 | | 410,047.57 | 410,047.57 |

1
2019 6 30 ()
()

1
2 2018 17,199,558.96
12,511,201.04
2019 5 11 17,199,558.96 12,511,201.04
2019 7 2 108,639.95
79,026.23
3 2019 57,890.00 2019 42,110,000.00
2019

4 129,898,426.18
2019 7 29 2019 8 26
1085000000331523 36,508,566.71

| | | | m ² |
|---|------------|------|----------------|
| 1 | 6000511284 | A501 | 332.16 |
| 2 | 6000511284 | A502 | 533.30 |
| 3 | 6000511284 | A503 | 529.55 |
| 4 | 6000511284 | A504 | 375.94 |
| 5 | 6000511284 | B501 | 521.89 |
| 6 | 6000511284 | B502 | 335.06 |
| 7 | 6000511284 | B503 | 379.23 |
| 8 | 6000511284 | B504 | 523.41 |

| | | | | |
|----|------------|--------|--------------|----------|
| 9 | 2015001450 | 1 | 4.1 B3 9 01 | 1,506.45 |
| 10 | 2015001449 | 1 | 4.1 B3 10 01 | 1,506.45 |
| 11 | X 959105 | 12 1 8 | B807 | 81.60 |

1-8 2019 9 2 2022 9 1 9-11 2019 9 18 2022 9 17

2020 6 8

2

2019 10 12

1

74,398,354.00

371,991,770.00 20%

2

108,707,371.82 2017 1 2018 10

3

4

1 2 183,105,725.82

2019 10 29

2019

12 3

1

| | | | |
|--|--|--|--|
| | | | |
|--|--|--|--|

2

3

4

1

1

| | | | |
|--|--|--|--|
| | | | |
|--|--|--|--|

2

| | | |
|--|--|--|
| | | |
|--|--|--|

2

3

1

2

4

5

| | | | | | | |
|--|--|--|--|--|--|--|
| | | | | | | |
|--|--|--|--|--|--|--|

6

1

2

| | | | |
|--|--|--|--|
| | | | |
|--|--|--|--|

3

4

7

8

| | | | |
|---|----------------|-----------------|-----------------|
| | | | |
| | 707,679,949.75 | -660,758,663.27 | 46,921,286.48 |
| | 200,020,000.00 | -200,020,000.00 | |
| | 276,680,377.96 | -460,738,663.27 | -184,058,285.31 |
| - | -19,593,826.36 | -660,758,663.27 | -680,352,489.63 |
| | 26,481,314.75 | 200,020,000.00 | 226,501,314.75 |
| | 137,121,161.74 | -460,738,663.27 | -323,617,501.53 |
| | 125,173,602.26 | -460,738,663.27 | -335,565,061.01 |

| | | | |
|--|--|--|--|
| | | | |
| | | | |
| | | | |
| | | | |
| | | | |

| | | | |
|--|--|--|--|
| | | | |
| | | | |
| | | | |

| | | | |
|---|----------------|----------------|----------------|
| 1 | - | | 181,643,600.00 |
| | 181,643,600.00 | | |
| 2 | : | 481,249,630.68 | 660,758,663.27 |
| | 179,509,032.59 | | |
| 3 | | 20,002,000.00 | 20,002,000.00 |
| 4 | | 3,466,138.64 | 3,307,751.71 |
| | | | 158,386.93 |
| 5 | | | 11,617,090.39 |
| | 11,617,090.39 | | |
| 6 | | 61,147,883.03 | 61,147,883.03 |
| 7 | | 14,642,318.85 | 14,642,318.85 |
| 3 | 2018 | | |

| | | | |
|--|--|--|--|
| | | | |
| | | | |
| | | | |
| | | | |

1

1

| | 2,782,982.00 | 0.80% | 2,782,982.00 | 100.00% | | | | | | |
|--|----------------|--------|---------------|---------|----------------|----------------|---------|---------------|--------|----------------|
| | | | | | | | | | | |
| | 623,000.00 | 0.18% | 623,000.00 | 100.00% | | | | | | |
| | 2,159,982.00 | 0.62% | 2,159,982.00 | 100.00% | | | | | | |
| | 347,111,235.90 | 99.20% | 84,668,119.60 | 24.39% | 262,443,116.30 | 343,146,740.64 | 100.00% | 67,302,044.41 | 19.61% | 275,844,696.23 |
| | | | | | | | | | | |
| | 330,524,733.36 | 94.46% | 84,668,119.60 | 25.62% | 245,856,613.76 | | | | | |
| | 16,586,502.54 | 4.74% | | | 16,586,502.54 | | | | | |
| | 349,894, | | 87,451,1 | | 262,443,1 | 343,146,7 | | 67,302,04 | | 275,844,69 |

| | | | | | | | | | | |
|--|--------|--|-------|--|-------|-------|--|------|--|------|
| | 217.90 | | 01.60 | | 16.30 | 40.64 | | 4.41 | | 6.23 |
|--|--------|--|-------|--|-------|-------|--|------|--|------|

| | 623,000.00 | 623,000.00 | 100.00% | |
|--|--------------|--------------|---------|----|
| | 480,000.00 | 480,000.00 | 100.00% | |
| | 425,000.00 | 425,000.00 | 100.00% | |
| | 293,000.00 | 293,000.00 | 100.00% | |
| | 266,112.00 | 266,112.00 | 100.00% | |
| | 2,087,112.00 | 2,087,112.00 | -- | -- |

| 1 | 1 | 144,893,926.04 |
|---|---|----------------|
| 1 | 2 | 93,059,950.90 |
| 2 | 3 | 60,139,958.81 |
| 3 | | 51,800,382.15 |
| 3 | 4 | 20,650,588.06 |
| 4 | 5 | 30,975,882.09 |
| 5 | | 173,912.00 |
| | | 349,894,217.90 |

2

| | | 2,782,982.00 | | | | 2,782,982.00 |
|--|---------------|---------------|--|--|--|---------------|
| | 67,302,044.41 | 17,366,075.19 | | | | 84,668,119.60 |
| | 67,302,044.41 | 20,149,057.19 | | | | 87,451,101.60 |

| | | |
|--|--|--|
| | | |
|--|--|--|

3

| | |
|--|--|
| | |
|--|--|

| | | | | | |
|--|--|--|--|--|--|
| | | | | | |
|--|--|--|--|--|--|

4

| | 17,209,348.31 | 4.92% | 1,515,884.08 |
|--|---------------|--------|---------------|
| | 13,393,824.91 | 3.83% | |
| | 12,155,583.70 | 3.47% | 12,155,583.70 |
| | 10,627,291.63 | 3.04% | 1,086,129.16 |
| | 8,256,510.00 | 2.36% | 8,256,510.00 |
| | 61,642,558.55 | 17.62% | |

5

6

2

| | | |
|--|---------------|---------------|
| | | |
| | 53,045,396.69 | 24,282,535.10 |
| | 53,045,396.69 | 24,282,535.10 |

1

1

2

3

2

1

| | | |
|-----|--|--|
| () | | |
|-----|--|--|

2

1

| | | | | |
|-----|--|--|--|--|
| () | | | | |
|-----|--|--|--|--|

3

3

1

| | | |
|--|---------------|---------------|
| | | |
| | 20,482,045.69 | |
| | 33,994,694.69 | 6,337,111.74 |
| | 1,197,699.60 | 1,415,513.36 |
| | 13,649,121.87 | 30,616,928.03 |
| | 126,153.57 | 374,270.48 |
| | 246,382.26 | |
| | 69,696,097.68 | 38,743,823.61 |

2

| | | | | |
|------------|---------------|-----|-----|---------------|
| | | | | |
| | 12 | () | () | |
| 2019 1 1 | 14,461,288.51 | | | 14,461,288.51 |
| 2019 1 1 | | | | |
| | 2,189,412.48 | | | 2,189,412.48 |
| 2019 12 31 | 16,650,700.99 | | | 16,650,700.99 |

| | | |
|-----|--|---------------|
| | | |
| 1 1 | | 48,479,869.13 |
| 1 2 | | 2,179,084.76 |
| 2 3 | | 1,223,773.80 |
| 3 | | 17,813,369.99 |
| 3 4 | | 17,424,695.63 |
| 4 5 | | 73,575.00 |
| 5 | | 315,099.36 |

| | |
|--|---------------|
| | 69,696,097.68 |
|--|---------------|

3

| | 14,461,288.51 | 2,189,412.48 | | | | 16,650,700.99 |
|--|---------------|--------------|--|--|--|---------------|
| | 14,461,288.51 | 2,189,412.48 | | | | 16,650,700.99 |

| | | |
|--|--|--|
| | | |
|--|--|--|

4

| | |
|--|--|
| | |
|--|--|

| | | | | | |
|--|--|--|--|--|--|
| | | | | | |
|--|--|--|--|--|--|

5

| | | 16,877,761.60 | 1 | 24.22% | 843,888.08 |
|--|--|---------------|---|--------|---------------|
| | | 16,364,657.93 | 1 | 23.48% | |
| | | 11,955,278.70 | 3 | 17.15% | 11,955,278.70 |
| | | 11,251,841.00 | 1 | 16.14% | 562,592.05 |

| | | | | | |
|--|----|---------------|----|--------|---------------|
| | -- | 59,885,709.42 | -- | 85.92% | 13,361,758.83 |
|--|----|---------------|----|--------|---------------|

6

| | | | | |
|--|--|--|--|--|
| | | | | |
|--|--|--|--|--|

7

8

3

| | 1,695,420,312.00 | 991,315,227.18 | 704,105,084.82 | 1,653,880,200.00 | 740,270,420.31 | 913,609,779.69 |
|--|------------------|----------------|----------------|------------------|----------------|----------------|
| | 10,156,666.30 | | 10,156,666.30 | 12,998,517.23 | | 12,998,517.23 |
| | 1,705,576,978.30 | 991,315,227.18 | 714,261,751.12 | 1,666,878,717.23 | 740,270,420.31 | 926,608,296.92 |

1

| | () | | | | | () | |
|--|----------------|-------------|---------------|----------------|--|----------------|----------------|
| | | | | | | | |
| | 111,335,579.69 | -734,555.00 | | | | 110,601,024.69 | 692,270,420.31 |
| | 11,354,200.00 | 394,983.24 | 360,316.24 | | | 11,388,867.00 | |
| | 362,000,000.00 | | | 251,044,806.87 | | 110,955,193.13 | 299,044,806.87 |
| | 10,000,000.00 | | 10,000,000.00 | | | | |
| | 288,920,000.00 | | | | | 288,920,000.00 | |

| | | | | | | | |
|---|----------------|---------------|---------------|----------------|--|----------------|----------------|
| | 0 | | | | | | |
| | 10,000,000.00 | | | | | 10,000,000.00 | |
| | 50,000,000.00 | 50,000,000.00 | | | | 100,000,000.00 | |
| - | 50,000,000.00 | | | | | 50,000,000.00 | |
| - | 20,000,000.00 | 2,240,000.00 | | | | 22,240,000.00 | |
| | 913,609,779.69 | 51,900,428.24 | 10,360,316.24 | 251,044,806.87 | | 704,105,084.82 | 991,315,227.18 |

2

| | () | | | | | | | | | () | |
|--|--------------|--|--------------|--|--|--|--|--|--|------------|--|
| | | | | | | | | | | | |
| | 3,000,000.00 | | 3,000,000.00 | | | | | | | | |
| | 377,912.43 | | -192,335.17 | | | | | | | 185,577.26 | |

| | | | | | | | | | | |
|--|-------------------|--|------------------|-----------------|--|--|--|--|--|-------------------|
| | | | | | | | | | | |
| | 5,701,813 .67 | | | 538,480.1 7 | | | | | | 6,240,293 .84 |
| | 460,558.2 3 | | | -79,621.6 5 | | | | | | 380,936.5 8 |
| | 1,975,909 .59 | | | -386,840. 00 | | | | | | 1,589,069 .59 |
| | 12,998,51 7.23 | | 3,000,000 .00 | 158,149.0 7 | | | | | | 10,156,66 6.30 |
| | 12,998,51 7.23 | | 3,000,000 .00 | 158,149.0 7 | | | | | | 10,156,66 6.30 |

3

4

| | | | | |
|--|----------------|----------------|----------------|----------------|
| | | | | |
| | | | | |
| | 438,357,458.51 | 323,859,158.61 | 513,015,429.37 | 395,517,507.27 |
| | 4,877,269.28 | 5,291,174.23 | 5,590,546.28 | 1,545,230.61 |
| | 443,234,727.79 | 329,150,332.84 | 518,605,975.65 | 397,062,737.88 |

5

| | | |
|--|---------------|------------|
| | | |
| | 158,149.07 | 36,209.07 |
| | -6,895,340.41 | 384,050.44 |
| | 3,881,764.72 | |

| | | |
|--|----------------|----------------|
| | 2,572,421.37 | |
| | | 1,537,500.00 |
| | 20,564,843.76 | 146,709,347.81 |
| | 95,964,739.17 | 102,148,881.15 |
| | 116,246,577.68 | 250,815,988.47 |

6

1

| | | |
|--|----------------|----|
| | | |
| | -17,371,359.18 | |
| | 20,207,863.83 | |
| | 27,914,967.19 | |
| | 116,395,350.83 | |
| | 2,226,230.90 | |
| | 144,920,591.77 | -- |

1

1

2

| | | | |
|--|--|---|---|
| | | | |
| | | / | / |

| | | | |
|--|---------|---------|---------|
| | -10.94% | -0.1489 | -0.1489 |
| | -26.61% | -0.3620 | -0.3620 |

3

1

2

3

4

2019