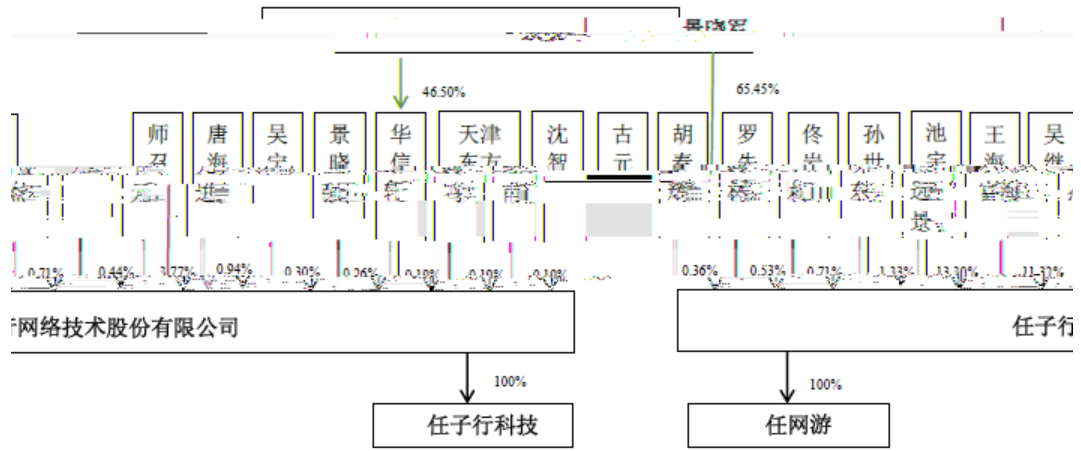


2012 2014



3

1,770

%

53.45

9.97

8.49

1.00

0.53

0.53

0.40

0.33

		%	
	3,778.80	71.30	
	70.50	1.33	
	37.60	0.71	
	37.60	0.71	
	28.20	0.53	
	23.50	0.44	
	18.80	0.36	

5,300

1,770

25.04%

		%		%
	3468.8	65.45	3468.8	49.06
	705.00	13.30	705.00	9.97
	600.00	11.32	600.00	8.49
	200.00	3.77	200.00	2.83
	70.50	1.33	70.50	1.00
	50.00	0.94	50.00	0.71
	37.60	0.71	37.60	0.53
	37.60	0.71	37.60	0.53

	-	-	1,770.00	25.04
	5,300.00	100.00	7,070.00	100.00

		%	
	3,468.80	65.45	
	70.50	1.33	
	37.60	0.71	
	37.60	0.71	
	28.20	0.53	
	23.50	0.44	
	18.80	0.36	
	200.00	3.77	
	50.00	0.94	
	16	0.30	
	14	0.26	
	10	0.19	
	10	0.19	
	10	0.19	

		2010 1	5	0.50%		1 /	
		2010 1	4	0.40%		1 /	
	-	2010 6	600	11.32%		4 /	

		2010 1	150	15.00%		1 /	

«К-Ã k4ÿ*6

		(%)				
		49.06%	34,688,000	34,688,000		
		9.97%	7,050,000	7,050,000		
		8.49%	6,000,000	6,000,000		
		2.83%	2,000,000	2,000,000		
		1.67%	1,180,000	1,180,000		
		1.67%	1,180,000	1,180,000		
-		1.67%	1,180,000	1,180,000		
		1%	705,000	705,000		
		0.71%	500,000	500,000		
		0.53%	376,000	376,000		
		0.53%	376,000	376,000		
- -		0.41%	290,000	290,000		

2

1		37,788,000	2015	04	25	IPO
2		7,050,000	2015	04	25	IPO
3		6,000,000	2013	04	25	IPO
4		1,180,000	2012	07	25	3
5		1,180,000	2012	07	25	3
6		1,180,000	2012	07	25	3
7		705,000	2015	04	25	IPO

8		376,000	2015 04 25		IPO
9		376,000	2015 04 25		IPO
10		282,000	2015 04 25		IPO

1		34,688,000	2015 04 25		IPO
2		7,050,000	2015 04 25		IPO
3		6,000,000	2013 04 25		IPO
4		2,000,000	2015 04 25		IPO
5		1,180,000	2012 07 25		

													()	
		45	2010 02 28	2013 02 27	37,788,000			37,788,000	37,788,000				15.97	
		42	2010 02 28	2013 02 27	705,000			705,000	705,000				12.1	
		37	2010 02 28	2013 02 27	235,000			235,000	235,000				9.2	
		69	2010 02 28	2013 02 27									2.4	

	--	--	--	--	--	39,950,000			39,950,000	39,950,000		--	114.82	--
--	----	----	----	----	----	------------	--	--	------------	------------	--	----	--------	----

													()	
			45	2010 02 28	2013 02 27	34,688,000			34,688,000	34,688,000			15.97	
			42	2010 02 28	2013 02 27	705,000			705,000	705,000			12.1	
			37	2010 02 28	2013 02 27	235,000			235,000	235,000			9.2	
			69	2010 02 28	2013 02 27								2.4	
			39	2010 02 28	2013 02 27								2.4	
			44	2011 04 27	2013 02 27								2.4	
			49	2010 08 08	2013 02 27								0	

		31	2010	02	28	2013	02	27	376,000			376,000	376,000		14.81	
		48	2010	02	28	2013	02	27	282,000			282,000	282,000			

	34,688,000.00	49.06%
	705,000.00	1.00%
	7,050,000.00	9.97%
	376,000.00	0.53%
	376,000.00	0.53%
	282,000.00	

			4,155
		0	34,688,000
		0	7,050,000
		0	6,000,000
		0	2,000,000
		0	705,000
		561,400	561,400
		0	500,000
-	30	482,404	482,404
-		445,500	445,500
		0	376,000

2

	1,180,000	1,180,000		0		2012 7 25
	1,180,000	1,180,000		0		2012 7 25
-	1,180,000	1,180,000		0		2012 7 25
	37,788,000	0	0	37,788,000	IPO	2015 4 25
	7,050,000	0	0	7,050,000	IPO	2015

	188,000	0	0	188,000	IPO	2015 4 25
	56,540,000	3,540,000	0	53,000,000	--	--

	1,180,000	1,180,000		0		2012 7 25
	1,180,000	1,180,000		0		2012 7 25
-	1,180,000	1,180,000		0		2012 7 25
	34,688,000	0	0	34,688,000	IPO	2015 4 25
	7,050,000	0	0	7,050,000	IPO	2015 4 25
	6,000,000	0	0	6,000,000	IPO	2013 6 22
	2,000,000	0	0	2,000,000	IPO	2015 4 25
	705,000	0	0	705,000	IPO	2015 4 25
	500,000	0	0	500,000	IPO	2015 4 25
	376,000	0	0	376,000	IPO	2015 4 25
	376,000	0	0	376,000	IPO	2015 4 25
	282,000	0	0	282,000	IPO	2015 4 25
	235,000	0	0	235,000	IPO	2015 4 25
	188,000	0	0	188,000	IPO	2015 4 25
	160,000	0	0	160,000	IPO	2015 4 25
	140,000	0	0	140,000	IPO	2015 4 25
	100,000	0	0	100,000	IPO	2015 4 25
	100,000	0	0	100,000	IPO	2015 4 25
	100,000	0	0	100,000	IPO	2015 4 25
	56,540,000	3,540,000	0	53,000,000	--	--

2012

1

	37,788,000	0	0	37,788,000	IPO	2015 04 25
	7,050,000	0	0	7,050,000	IPO	2015 04 25
	6,000,000	0	0	6,000,000	IPO	2013 06 22
	0	1,180,000	1,180,000	0	3	2012 07 25
	0	1,180,000	1,180,000	0	3	2012 07 25
	0	1,180,000	1,180,000	0	3	2012 07 25
	705,000	0	0	705,000	IPO	2015 04 25
	376,000	0	0	376,000	IPO	2015 04 25
	376,000	0	0	376,000	IPO	2015 04 25
	282,000	0	0	282,000	IPO	2015 04 25
	235,000	0	0	235,000	IPO	2015 04 25
	188,000	0	0	188,000	IPO	2015 04 25
	53,000,000	3,540,000	3,540,000	53,000,000	--	--

	34,688,000			34,688,000		
	7,050,000	0	0	7,050,000	IPO	2015 04 25
	6,000,000	0	0	6,000,000	IPO	2013 06 22
	0	1,180,000	1,180,000	0	3	2012 07 25
	0	1,180,000	1,180,000	0	3	2012 07 25
	0	1,180,000	1,180,000	0	3	

	53,000,000	3,540,000	3,540,000	53,000,000	--	--

2

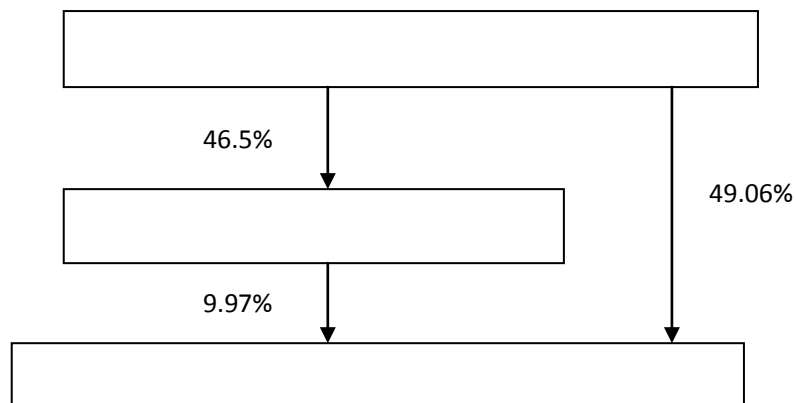
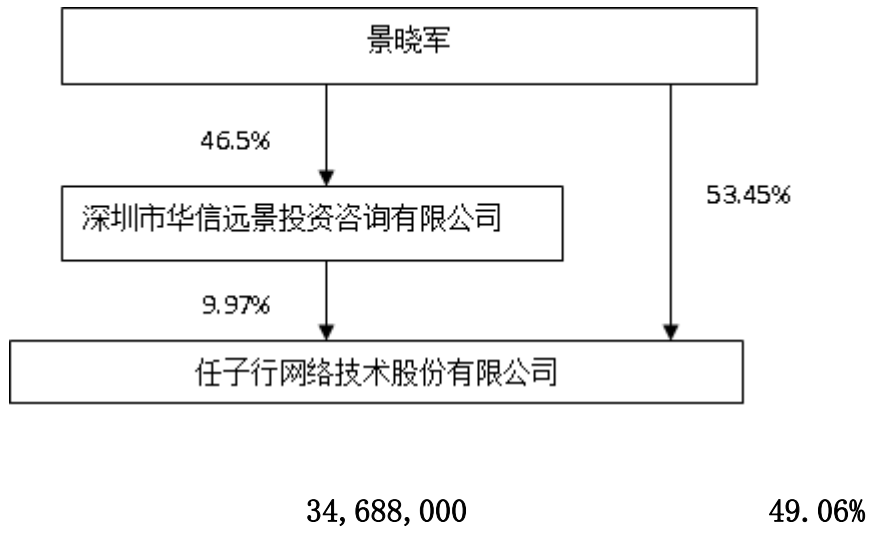
			5		4,788	
10						
		%				
		53.45%	37,788,000	37,788,000		
		9.97%	7,050,000	7,050,000		
		8.49%	6,000,000	6,000,000		
		1%	705,000	705,000		
		0.8%	562,400	0		
		0.53%	376,000	376,000		
		0.53%	376,000	376,000		
		0.42%	298,000	0		
		0.4%	282,000	282,000		
		0.33%	235,000	235,000		

			5			
10						
		%				
			34,688,000	34,688,000		
		9.97%	7,050,000	7,050,000		
		8.49%	6,000,000	6,000,000		
		1%	705,000	705,000		
		0.8%	562,400	0		
		0.53%	376,000	376,000		
		0.53%	376,000	376,000		
		0.42%	298,000	0		
		0.4%	282,000	282,000		

3

37,788,000

53.45%



4 10

	37,788,000	2015 04 25	0	IPO
	7,050,000	2015 04 25	0	IPO
	6,000,000	2013 06 22	0	IPO
	705,000	2015 04 25	0	IPO
	376,000	2015 04 25	0	IPO
	376,000	2015 04 25	0	IPO
	282,000	2015 04 25	0	IPO
	235,000	2015 04 25	0	IPO

188,000

2015 04 25 0

IPO

			28	27									
		31	2010 28	02	2013 27	02	376,000			376,000	376,000		

48

	37,788,000.00	53.45%
	705,000.00	1.00%
	7,050,000.00	9.97%
	376,000.00	0.53%
	376,000.00	0.53%
	282,000.00	0.40%
	235,000.00	0.33%
	188,000.00	0.27%
	6,000,000.00	8.49%
	17,700,000.00	25.04%
	70,700,000.00	100%

	34,688,000.00	49.06%
	705,000.00	1.00%
	7,050,000.00	9.97%
	376,000.00	0.53%
	376,000.00	0.53%
	282,000.00	0.40%
	235,000.00	0.33%
	188,000.00	0.27%
	6,000,000.00	8.49%
	2,000,000	
	500,000	
	160,000	
	140,000	
	100,000	
	100,000	
	100,000	
	17,700,000.00	25.04%
	70,700,000.00	100%

2013

1

10					
		%			
		53.45%	37,788,000	37,788,000	
		9.97%	7,050,000	7,050,000	
		8.49%	6,000,000	6,000,000	

		0.42%	295,600	0		
		0.4%	282,000	282,000		

-

						2015-4-25
	376,000	0	0	376,000	IPO	2015-4-25
	376,000	0	0	376,000	IPO	2015-4-25
	282,000	0	0	282,000	IPO	2015-4-25
	235,000	0	0	235,000	IPO	2015-4-25
	188,000	0	0	188,000	IPO	2015-4-25
	53,000,000	0	0	53,000,000	--	--

2013

1

5%							
		%					
		53.45%	37,788,000		37,788,000		
		9.97%	7,050,000		7,050,000		
		4.34%	3,065,114	-2,934,886	3,000,000	65,114	
		1%	705,000		705,000		
		0.53%	376,000		376,000		
		0.53%	376,000		376,000		
		0.4%	282,000		282,000		
		0.33%	235,000	0	235,000	0	

119

		4.34%	3,065,114	-2,934,886	3,000,000	65,114		
		1%	705,000		705,000			
		0.53%	376,000		376,000			
		0.53%	376,000		376,000			
		0.4%	282,000		282,000			

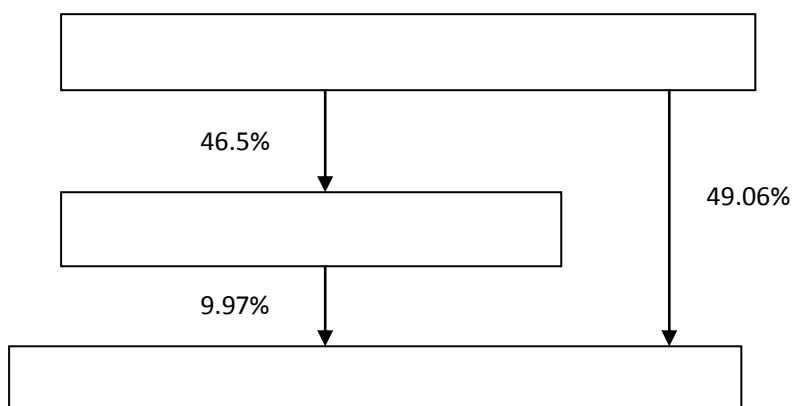
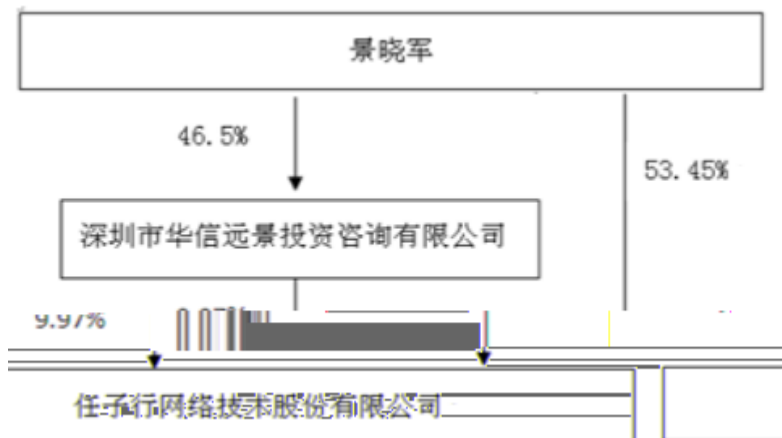
705,000

2013

1

	37,788,000	0	0	37,788,000		2015 4 27
	7,050,000	0	0	7,050,000		2015 4 27
	6,000,000	3,000,000	0	3,000,000		2014 4 25
	705,000	0	0	705,000		2015 4 27
	376,000	0	0	376,000		2015 4 27
	376,000	0	0	376,000		2015 4 27
	282,000	0	0	282,000		2015 4 27
	235,000	0	0			

		%						
		53.45%	37,788,000	--	37,788,000	0		
		9.97%	7,050,000	--	7,050,000	0		




4 10

	37,788,000	2015 04 27	0	IPO
	7,050,000	2015 04 27	0	IPO
	3,000,000	2014 04 25	0	IPO
	705,000	2015 04 27	0	IPO
	376,000	2015 04 27	0	IPO
	376,000	2015 04 27	0	IPO
	282,000	2015 04 27	0	IPO
	235,000	2015 04 27	0	IPO
	188,000	2015 04 27	0	IPO

	7,050,000	2015 04 25	0	IPO

	3,000,000	2014	04	25	0	IPO
	705,000	2015	04	25	0	IPO
	376,000	2015	04	25	0	IPO
	376,000	2015	04	25	0	IPO
	282,000	2015	04	25	0	IPO
	235,000	2015	04	25	0	IPO
	188,000	2015	04	25	0	IPO

5



		70	0	0	0	0	0	0	0	0	0	
		40	0	0	0	0	0	0	0	0	0	
		45	0	0	0	0	0	0	0	0	0	
		37	188,000	0	0	188,000	0	0	0	0	0	

2014

1

10						
		%				
		9.97%	7,050,000	7,050,000		
		4.24%	3,000,000	3,000,000		
		1%	705,000	705,000		
		0.53%	376,000	376,000		
		0.53%	376,000	376,000		
		0.4%	282,000	282,000		
		0.33%	235,000	235,000		
		0.27%	188,000	188,000		
		0.24%	172,896	0		

00 3.34 6.1 33 284 >> 380.74 336. 11.7 (3//2 9 0 r381.88 ,)4(00 3

10						
		%				
		9.97%	7,050,000	7,050,000		

	3,000,000	0	0	3,000,000		2014	4	25
	705,000	0	0	705,000		2015	4	27
	376,000	0	0	376,000		2015	4	27
	376,000	0	0	376,000		2015	4	27
	282,000	0	0	282,000		2015	4	27
	235,000	0	0	235,000		2015	4	27
	188,000	0	0	188,000		2015	4	27
	50,000,000	0	0	50,000,000	--	--		

	7,050,000	0	0	7,050,000				
	3,000,000	0	0	3,000,000				
	705,000	0	0	705,000				
	376,000	0	0	376,000				
	376,000	0	0	376,000				
	282,000	0	0	282,000				
	235,000	0	0	235,000				
	188,000	0	0	188,000				
	50,000,000	0	0	50,000,000	--	--		

2014

1

5%							
		%					
					0		18,240,000

5%							

	18,240,000

			0		0					
			0		0					

			0	0	0	0				
			0	0	0	0				
			0	0	0	0				
			0	0	0	0				
			0	0	0	0				
			0	0	0	0				
			0	0	0	0				

2017 12 28